

**GO FORWARD**

A COMMUNITY INVESTMENT IN TRANSIT

# DURHAM COUNTY FY24 TRANSIT WORK PROGRAM



## SUMMARY

The FY24 Work Program balances the careful use of taxpayer dollars with planned transit investments. While previous Work Programs focused on completing projects included in the 2017 Durham Transit Plan, the FY24 Work Program looks to initiate new services identified in the current draft Durham County Transit Plan. Even with the new services, FY24 continues operating improvements for Durham transit users:

- Additional service on GoDurham routes 1, 2, 4, 5, 8, 10, and 12
- Late Sunday and New Year's Eve service on GoDurham
- Additional service on GoTriangle routes 400, 405, 800, DRX, and ODX
- Expansion of GoTriangle Paratransit service

In addition to the above services, most of which have been provided for many years, there are some relatively new operating services that will continue in FY24:

- GoDurham Senior Shuttle and Connect Pilot
- Youth GoPass
- Durham Microtransit Pilot
- Implementing the Food Access for Seniors program

In addition to the above bus and operating services, two Transit Emphasis Corridors (TECs), Holloway Street and Fayetteville Street, will continue development in FY24. In addition to these TECs, the following capital projects will continue:

- Durham Station improvements
- Durham bus stop improvements program
- Nelson Road Fleet and Facilities Study implementation
- Vehicle acquisition and replacement

In addition to the carryover capital projects listed above, there are also several new capital projects that staff has identified as a high priority through the planning process:

- GoDurham ACCESS paratransit study
- GoTriangle 805 corridor accessibility stop improvements.
- Bus speed and reliability study phase I

FY 2024 expenditures are significantly below expected revenues, primarily due to significant sales tax revenue growth. The additional deposits to fund reserve can be assigned to implement future Durham Transit Plan funding priorities.

<b>PROJECTED REVENUE</b>	
½ Cent Sales Tax	\$40,000,000
Vehicle Rental Tax	\$1,515,118
\$3 Registration Fee	\$755,611
\$7 Registration Fee	\$1,763,141
<b>TOTAL</b>	<b>\$44,033,870</b>

<b>PROPOSED CAPITAL EXPENDITURES</b>	
Transit Infrastructure	\$12,334,421
Vehicle Acquisition	\$396,096
Capital Planning	\$1,181,600
<b>TOTAL</b>	<b>\$13,885,117</b>

<b>PROPOSED OPERATING EXPENDITURES</b>	
Transit Plan Administration	\$2,352,356
Transit Operations	\$10,889,510
Tax District Administration	\$490,967
<b>TOTAL</b>	<b>\$13,732,833</b>

<b>DURHAM CAPITAL FUND BALANCE PROJECTED END 2024</b>	
Fund Balance projected at end of FY 2023	~\$88,000,000
Proposed FY 24 Fund Balance Transfer	\$16,415,921
<b>TOTAL</b>	<b>~\$104,415,921</b>

This proposed work plan designates funding to four (4) agencies in FY24: GoDurham/City of Durham, Durham County/Access, GoTriangle, and the DCHC MPO. Programmed expenditures by agency are shown below:

<b>PROPOSED EXPENDITURES BY AGENCY</b>	
GoDurham/City of Durham	\$15,607,541
Durham County/ACCESS	\$672,781
GoTriangle	\$10,216,221
Durham-Chapel Hill-Carrboro MPO	\$1,121,406
<b>TOTAL</b>	<b>\$27,617,949</b>

## BACKGROUND

The governing boards of GoTriangle, DCHC MPO, and the Durham County Board of Commissioners adopted the first Bus and Rail Investment Plan in 2011, prior to the referendum on the transit sales tax. Following adoption of the transit sales tax referendum in Durham County in November 2011, and passage of the Orange County transit sales tax referendum in 2012, an Interlocal Agreement (ILA) was adopted by the three parties in 2013. The ILA guides the overall implementation of the four transit tax funds and the expanded transit network they are used to fund. The ILA also created the Staff Working Group (SWG), comprised of staff from the three ILA parties.



Per the ILA, the SWG is charged with producing a recommended Durham Annual Transit Work Program (Work Program), comprised of annual operating and capital budgets, including future assumptions of spending on those operating and capital projects. This Draft FY24 Work Program operates under the current Durham Transit Plan and anticipates a 2023 adopted Durham Transit Plan by the GoTriangle Board of Trustees, the DCHC MPO Board, and the Durham County Board of Commissioners. A new Durham County Transit Plan is expected to be adopted by the three governing boards in 2023 and is currently released for public comment. The Draft FY24 Work Program incorporates high-priority projects identified through the planning process for the new Durham County Transit Plan. Those projects that require an amendment to the 2017 Plan, per the existing ILA, will undergo that process prior to adoption of the FY24 Work Program.

There is a process underway to examine the ILA and make recommendations for amendments. It is likely that a new ILA will be adopted and in place for the FY24 Work Program.



## **FY 2024 DRAFT DURHAM TRANSIT WORK PROGRAM**

### **FY 2024 REVENUES**

A total of \$44 million in expected revenues is budgeted in the FY24 Work Program from the four funding sources available to the transit tax district, as provided in NC law. The largest source of funds is the half-cent local option sales tax. In 2011, Durham County voters approved a half-cent sales tax to fund public transportation systems. Administered by GoTriangle, the local sales tax went into effect in 2013. The total amount of expected revenue in FY24 from the half-cent sales tax for Durham County is \$40 million. In addition to the half-cent sales tax, the FY24 Work Program has three other revenue sources: A portion of the 5% vehicle rental tax that is apportioned to Durham County; \$1.5M is projected for FY24. A \$3 county vehicle registration fee; \$755,611 is projected for FY24. A \$7 county vehicle registration fee to fund public transportation systems; \$1.76 million is projected for FY24.

### **FY 2024 EXPENDITURES**

The expenditures described below are divided between operations (including administration), and capital.

Projected Operations Expenditures: \$13.7 million

New Operations Projects: \$140,575

The FY24 Work Program continues all service enhancements that have been implemented from the 2017 Durham Transit Plan, with no cuts to existing operations. Previously existing and new service enhancements of \$13,592,258 comprises 99% of the total operating budget, although we note that there was approximately a \$2 million increase in revised existing project requests.. These operations projects include additional service (above 2013 levels) on the following GoDurham (highlighted in blue) and GoTriangle (highlighted in green) routes, as well as on-demand service expansion for GoDurham ACCESS and the GoDurham Microtransit Pilot.

There are three (3) new operations work plan requests in the proposed work plan budget including a Durham Transit Tracker web tool, a Woodcroft park and ride lot lease, and funding DCHC MPO participation on the SWG.

There are also three (3) new capital work plan requests in the proposed work plan budget including additional GoDurham ACCESS paratransit Pilot implementation, GoTriangle 805 Corridor accessibility stop improvements, and a Bus Speed and Study led by DCHC MPO to evaluate inter and intra city corridors for upgrade.

There are service delivery disruptions based on driver availability. Nationwide, there is a shortage of bus operators causing service reductions in Orange and Durham counties. Operator retention and recruitment remains a challenge. Several projects that were began in FY22 will see a continuation of their implementation in FY24.

The Microtransit Pilot, rebranded as GoDurham Connect, will continue operations in FY24. This project will provide on-demand services to neighborhoods and job centers in the City and County for which it is challenging to provide cost-effective fixed route service. The Durham Transportation Alternatives will also continue operations, providing subsidies and outreach for the use of alternative transit to areas of the City and County that are not easily served by fix route transit, such as vanpools.

Another existing project, Food Access for Seniors, provides free scheduled services for seniors in public housing to grocery stores and other shopping destinations. This service not only provides benefits to Durham's senior population but can also alleviates demand on GoDurham Access on-demand services.

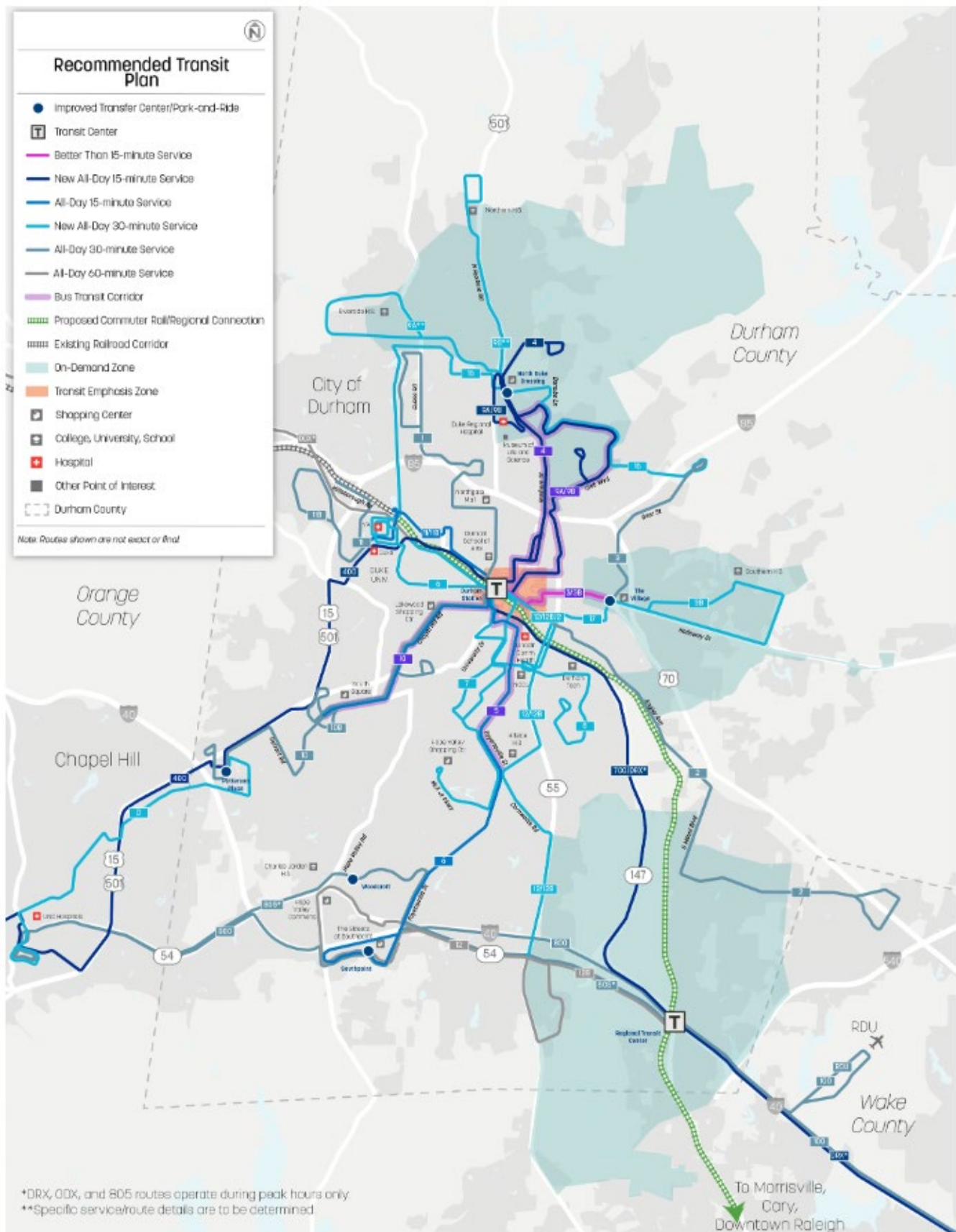
More information on each of the operations improvements are available in the project sheets later in this document.

Included as part of the operations budget, administrative services for the transit plan and the transit tax district are provided by GoTriangle, Durham County, the Durham-Chapel Hill-Carrboro Metropolitan Planning Organization (DCHC MPO), and, new in FY24, the City of Durham. The total programmed budget for administrative services in FY23 is \$2,843,323.

Administration of the transit plan is conducted by three entities: GoTriangle, Durham County, and DCHC MPO. GoTriangle provides transit planning, public outreach, and legal and administrative support services. Furthermore, the necessary oversight and administration of GoTriangle's capital and operating projects are handled through transit plan administration.

The FY 2024 program designates Durham County to host the Staff Working Group (SWG) administrator, who is responsible for coordination of the SWG. The SWG includes staff representatives for the three ILA parties and makes recommendations to the GoTriangle Board of Trustees on budget issues, develops materials for amendments to the transit plan, and recommends the draft annual work program for adoption. The SWG administrator also drafts the work program and other supporting documents for the SWG. The Durham County Transportation Manager supports the work of the SWG Administrator, chairs the Durham SWG meetings, is the County representative for the development of the Durham Transit Plan, and is the primary liaison for transportation issues for County administration and the Durham County Board of Commissioners.

GoTriangle staff manage the financial aspects of the Durham Transit Tax District. In addition to managing the budgets and reimbursements as called for in the annual work programs, Durham Transit Tax District staff handle all fiduciary responsibilities for the Durham Transit Plan as a whole, including financial modelling for the development of the new Durham Transit Plan. The total requested for transit tax district administration is \$490,967.



Note: The Durham Transit Plan is not yet adopted and this map is used as a reference to anticipated updates.

DRAFT  
MARCH 8, 2023

## FY24 Triangle Transit Tax District: Durham County

<u>Adopted + Proposed Projects</u>	<u>FY24 Triangle Tax District:</u>
<b>Revenues</b>	
<b>Tax District Revenues</b>	
Article 43 Half-Cent Sales and Use Tax	\$ 40,000,000
Article 50 Five-Percent Vehicle Rental Tax	\$ 1,515,118
Article 51 Three-Dollar Increase to Regional Vehicle Registration Fee	\$ 755,611
Article 52 Seven-Dollar County Vehicle Registration Fee	\$ 1,763,141
<b>Total Revenues</b>	<b>\$ 44,033,870</b>
<b>Expenditures</b>	
<b>Tax District Administration</b>	
Staff Costs	\$ 192,000
Support Services	\$ 298,967
<b>Transit Plan Administration</b>	
DCHC MPO	\$ 39,806
GoTriangle	\$ 1,776,200
Durham County / Access	\$ 392,578
Durham / GoDurham	\$ 143,772
<b>Transit Operations</b>	
GoTriangle	\$ 2,583,659
Durham County / Access	\$ 280,203
Durham / GoDurham	\$ 8,025,648
<b>Total FY24 Operating Allocation</b>	<b>\$ 13,732,832</b>
<b>Capital Planning</b>	
DCHC MPO	\$ 1,081,600
Durham / GoDurham	\$ 100,000
<b>Transit Infrastructure</b>	
GoTriangle	\$ 4,996,300
Durham / GoDurham	\$ 7,338,121
<b>Vehicle Acquisition</b>	
GoTriangle	\$ 369,096
<b>Total FY24 Capital Allocation</b>	<b>\$ 13,885,117</b>
<b>Total FY24 Workplan Programmed Expenditure*</b>	<b>\$ 27,617,949</b>
<b>Allocation to Fund balance</b>	<b>\$ 16,415,921</b>
<b>Total Programmed Expenditures*</b>	<b>\$ 44,033,870</b>
<b>Revenues over Expenditures</b>	<b>\$ -</b>

\* NOTE: Prior Year carryover to be calculated in May 2023

## FY24 Durham County Transit Plan: Operating

	Durham County Transit Tax District Operating	DCHC MPO	GoTriangle	Durham County / Access	Durham / GoDurham	Total Durham County Transit Plan: Operating
<b>Revenues</b>						
<b>Tax District Revenues</b>						
Article 43 Half-Cent Sales and Use Tax	\$ 9,698,962					\$ 9,698,962
Article 50 Five-Percent Vehicle Rental Tax	\$ 1,515,118					\$ 1,515,118
Article 51 Three-Dollar Increase to Regional Vehicle Registration Fee	\$ 755,611					\$ 755,611
Article 52 Seven-Dollar County Vehicle Registration Fee	\$ 1,763,141					\$ 1,763,141
<b>Allocations from Tax District Revenues to Agencies</b>						
Transit Plan Administration		\$ 39,806	\$ 1,776,200	\$ 392,578	\$ 143,772	
Bus Operations		\$ -	\$ 2,583,659	\$ 280,203	\$ 8,025,648	
<b>Total Revenues</b>	<b>\$ 13,732,832</b>	<b>\$ 39,806</b>	<b>\$ 4,359,858</b>	<b>\$ 672,781</b>	<b>\$ 8,169,420</b>	<b>\$ 13,732,832</b>
<b>Expenditures</b>						
<b>Tax District Administration</b>						
Tax District Administration - Financial Oversight Staff	\$ 192,000	\$ -	\$ -	\$ -	\$ -	\$ 192,000
Tax District Administration - Financial Oversight - Support Services (D)	\$ 193,469	\$ -	\$ -	\$ -	\$ -	\$ 193,469
Tax District Administration - Audit Services	\$ 13,838	\$ -	\$ -	\$ -	\$ -	\$ 13,838
Tax District Administration - Financial Services	\$ 91,661	\$ -	\$ -	\$ -	\$ -	\$ 91,661
<b>Transit Plan Administration</b>						
Transit Plan Administration - Program Management Staff	\$ -	\$ -	\$ 140,425	\$ -	\$ -	\$ 140,425
Transit Plan Administration - Project Implementation Staff	\$ -	\$ -	\$ 700,000	\$ -	\$ -	\$ 700,000
TPA - Transit Planning - Support Services	\$ -	\$ -	\$ 32,390	\$ -	\$ -	\$ 32,390
TPA - Performance Data Processing and Visualization Tool	\$ -	\$ -	\$ 126,895	\$ -	\$ -	\$ 126,895
TPA - Legal and Real Estate - Support Staff	\$ -	\$ -	\$ 310,627	\$ -	\$ -	\$ 310,627
TPA - Marketing , Communication and PE - Support Staff	\$ -	\$ -	\$ 204,385	\$ -	\$ -	\$ 204,385
TPA - Marketing, Communication and PE - Support Services	\$ -	\$ -	\$ 75,440	\$ -	\$ -	\$ 75,440
TPA - Regional Technology and Administration - Support Staff	\$ -	\$ -	\$ 78,310	\$ -	\$ -	\$ 78,310
Customer Surveys (GoTriangle and GoDurham)	\$ -	\$ -	\$ 107,728	\$ -	\$ -	\$ 107,728
Durham County Transportation Manager	\$ -	\$ -	\$ -	\$ 241,478	\$ -	\$ 241,478
Transit Governance Study Implementation - Durham Transit Tracker	\$ -	\$ -	\$ -	\$ 90,000	\$ -	\$ 90,000
Staff Working Group Administrator	\$ -	\$ -	\$ -	\$ 61,100	\$ -	\$ 61,100
Durham County Staff Working Group Participation	\$ -	\$ 39,806	\$ -	\$ -	\$ -	\$ 39,806
Transit Construction Project Manager	\$ -	\$ -	\$ -	\$ -	\$ 43,452	\$ 43,452
Transit Construction Team Leader	\$ -	\$ -	\$ -	\$ -	\$ 59,253	\$ 59,253
Transit Plan Planner/Engineer	\$ -	\$ -	\$ -	\$ -	\$ 41,067	\$ 41,067
<b>Transit Operations</b>						
Route 700 Improvements	\$ -	\$ -	\$ 459,068	\$ -	\$ -	\$ 459,068
Route 800 Improvements	\$ -	\$ -	\$ 430,262	\$ -	\$ -	\$ 430,262
Route 400 Improvements	\$ -	\$ -	\$ 368,812	\$ -	\$ -	\$ 368,812
Route ODX - Orange-Durham Express	\$ -	\$ -	\$ 201,530	\$ -	\$ -	\$ 201,530
Route DRX Improvements	\$ -	\$ -	\$ 317,273	\$ -	\$ -	\$ 317,273
Paratransit expansion	\$ -	\$ -	\$ 42,512	\$ -	\$ -	\$ 42,512
Route 405 Improvements	\$ -	\$ -	\$ 23,236	\$ -	\$ -	\$ 23,236
Youth GoPass	\$ -	\$ -	\$ 26,548	\$ -	\$ -	\$ 26,548
Fare Collection Improvements (D)	\$ -	\$ -	\$ 24,293	\$ -	\$ -	\$ 24,293
GoDurham Connect Pilot	\$ -	\$ -	\$ 679,355	\$ -	\$ -	\$ 679,355
Woodcroft Park and Ride Lease	\$ -	\$ -	\$ 10,769	\$ -	\$ -	\$ 10,769
Route 5 Improvements	\$ -	\$ -	\$ -	\$ -	\$ 1,383,181	\$ 1,383,181
Route 10 Improvements	\$ -	\$ -	\$ -	\$ -	\$ 1,006,442	\$ 1,006,442
Route 12 Improvements	\$ -	\$ -	\$ -	\$ -	\$ 792,668	\$ 792,668
Late Sunday Service	\$ -	\$ -	\$ -	\$ -	\$ 285,241	\$ 285,241
New Year's Eve Service	\$ -	\$ -	\$ -	\$ -	\$ 12,518	\$ 12,518
Increased Cost of Existing Services (ICES)	\$ -	\$ -	\$ -	\$ -	\$ 868,542	\$ 868,542
Route 2 Improvements	\$ -	\$ -	\$ -	\$ -	\$ 1,021,619	\$ 1,021,619
Route 1 Improvements	\$ -	\$ -	\$ -	\$ -	\$ 318,663	\$ 318,663
Route 4 Improvements	\$ -	\$ -	\$ -	\$ -	\$ 328,993	\$ 328,993
Route 8 Improvements	\$ -	\$ -	\$ -	\$ -	\$ 94,067	\$ 94,067
Youth GoPass GoD	\$ -	\$ -	\$ -	\$ -	\$ 95,735	\$ 95,735
Fare Collection Improvements GoD	\$ -	\$ -	\$ -	\$ -	\$ 269,268	\$ 269,268
Durham County Employment and Education Access	\$ -	\$ -	\$ -	\$ 73,903	\$ -	\$ 73,903
North Durham Improvements	\$ -	\$ -	\$ -	\$ -	\$ 1,476,517	\$ 1,476,517
GoDurham Senior Shuttle (aka Food Access for Seniors)	\$ -	\$ -	\$ -	\$ -	\$ 72,194	\$ 72,194
Durham County Access Service	\$ -	\$ -	\$ -	\$ 206,300	\$ -	\$ 206,300
<b>Allocations from Tax District Revenues to Agencies</b>						
Transit Plan Administration	\$ 2,352,355					
Bus Operations	\$ 10,889,510					
<b>Total Expenditures</b>	<b>\$ 13,732,832</b>	<b>\$ 39,806</b>	<b>\$ 4,359,858</b>	<b>\$ 672,781</b>	<b>\$ 8,169,420</b>	<b>\$ 13,732,832</b>
<b>Revenues over Expenditures</b>	<b>\$ -</b>	<b>\$ -</b>	<b>\$ -</b>	<b>\$ -</b>	<b>\$ -</b>	<b>\$ -</b>

**FY24 Durham County Transit Plan: Capital**

	Durham County Transit Tax District Capital	DCHC MPO	GoTriangle	Durham / GoDurham	Total Durham County Transit Plan: Capital
<b>Revenues</b>					
<b>Tax District Revenues</b>					
Article 43 1/2 Cent Local Option Sales Tax	\$ 30,301,038				\$ 30,301,038
Capital Planning		\$ 1,081,600	\$ -	\$ 100,000	
Transit Infrastructure		\$ -	\$ 4,996,300	\$ 7,338,121	
Vehicle Acquisitions		\$ -	\$ 369,096	\$ -	
<b>Total Revenues</b>	<b>\$ 30,301,038</b>	<b>\$ 1,081,600</b>	<b>\$ 5,365,396</b>	<b>\$ 7,438,121</b>	<b>\$ 30,301,038</b>
<b>Expenditures</b>					
<b>Capital Planning</b>					
Bus Speed and Reliability Study Phase I	\$ -	\$ 1,081,600	\$ -	\$ -	\$ 1,081,600
GoDurham ACCESS Paratransit Study - Pilot Implementation	\$ -	\$ -	\$ -	\$ 100,000	\$ 100,000
<b>Transit Infrastructure</b>					
Durham Bus Stop Improvements Program	\$ -	\$ -	\$ 3,900,000	\$ -	\$ 3,900,000
GoTriangle 805 Corridor Accessibility Stop Improvements	\$ -	\$ -	\$ 96,300	\$ -	\$ 96,300
Regional Fleet and Facilities Study Implementation - Nelson Road	\$ -	\$ -	\$ 1,000,000	\$ -	\$ 1,000,000
Holloway Street TEC	\$ -	\$ -	\$ -	\$ 2,056,835	\$ 2,056,835
Fayetteville Street TEC	\$ -	\$ -	\$ -	\$ 4,381,286	\$ 4,381,286
Durham Station Improvements	\$ -	\$ -	\$ -	\$ 900,000	\$ 900,000
<b>Vehicle Acquisitions</b>					
Vehicle acquisition and replacement	\$ -	\$ -	\$ 369,096	\$ -	\$ 369,096
<b>Allocations from Tax District Revenues to Agencies</b>					
Capital Planning	\$ 1,181,600				
Transit Infrastructure	\$ 12,334,421				
Vehicle Acquisitions	\$ 369,096				
<b>Allocations to Durham Capital Fund Balance</b>	\$ 16,415,921				\$ 16,415,921
<b>Total Expenditures</b>	<b>\$ 30,301,038</b>	<b>\$ 1,081,600</b>	<b>\$ 5,365,396</b>	<b>\$ 7,438,121</b>	<b>\$ 30,301,038</b>
<b>Revenues over Expenditures</b>	<b>\$ -</b>	<b>\$ -</b>	<b>\$ -</b>	<b>\$ -</b>	<b>\$ -</b>

## Durham Transit Work Plan - FY24 Workplan Summary

## Durham Workplan - Operating

<u>Agency</u>	<u>FY 2023 Adopted*</u>	<u>FY 2024 Submission</u>
DCHC MPO	\$59,600	\$39,806
GoTriangle	\$3,914,417	\$4,850,825
Durham County / Access	\$412,200	\$672,781
Durham / GoDurham	\$7,611,832	\$8,169,420
<b>Total Operating (Agency)</b>	<b>\$11,998,049</b>	<b>\$13,732,832</b>
<u>Agency</u>	<u>FY 2023 Adopted*</u>	<u>FY 2024 Submission</u>
Tax District Administration	\$423,675	\$490,967
Transit Plan Administration	\$1,896,942	\$2,352,355
Transit Operations	\$9,677,432	\$10,889,510
<b>Total Operating (Appropriation Category)</b>	<b>\$11,998,049</b>	<b>\$13,732,832</b>
<b>Total Operating</b>	<b>\$11,998,049</b>	<b>\$13,732,832</b>
<b>Total Capital</b>	<b>\$38,950,483</b>	<b>\$13,885,117</b>
<b>TOTAL Durham Workplan</b>	<b>\$50,948,531</b>	<b>\$27,617,949</b>

<u>Agency</u>	<u>Workplan Project ID</u>	<u>Project Description</u>	<u>Category</u>	<u>FY 2023 Adopted</u>	<u>FY 2024 Submission</u>
DCHC MPO	24MPOAD01	Durham County Staff Working Group Participation	Transit Plan Administration	-	39,806
DCHC MPO	19MPOAD1	Staff Working Group Administrator	Transit Plan Administration	59,600	-
GoTriangle	21GOTAD1	Tax District Administration - Financial Oversight Staff	Tax District Administration	132,000	192,000
GoTriangle	21GOTAD11	Tax District Administration - Financial Oversight - Support Services (D)	Tax District Administration	188,750	193,469
GoTriangle	21GOTAD12	Tax District Administration - Audit Services	Tax District Administration	13,500	13,838
GoTriangle	21GOTAD21	Tax District Administration - Financial Services	Tax District Administration	89,425	91,661
GoTriangle	21GOTAD2	Transit Plan Administration - Program Management Staff	Transit Plan Administration	137,000	140,425
GoTriangle	21GOTAD3	Transit Plan Administration - Project Implementation Staff	Transit Plan Administration	489,000	700,000
GoTriangle	21GOTAD13	TPA - Transit Planning - Support Services	Transit Plan Administration	31,600	32,390
GoTriangle	21GOTAD14	TPA - Performance Data Processing and Visualization Tool	Transit Plan Administration	123,800	126,895
GoTriangle	21GOTAD4	TPA - Legal and Real Estate - Support Staff	Transit Plan Administration	272,795	310,627
GoTriangle	21GOTAD5	TPA - Marketing , Communication and PE - Support Staff	Transit Plan Administration	199,400	204,385
GoTriangle	21GOTAD12	TPA - Marketing, Communication and PE - Support Services	Transit Plan Administration	73,600	75,440
GoTriangle	21GOTAD6	TPA - Regional Technology and Administration - Support Staff	Transit Plan Administration	76,400	78,310
GoTriangle	18GOTAD10	Customer Surveys (GoTriangle and GoDurham)	Transit Plan Administration	105,100	107,728
GoTriangle	20GOTTS1	Route 700 Improvements	Transit Operations	447,917	459,068
GoTriangle	20GOTTS2	Route 800 Improvements	Transit Operations	419,768	430,262
GoTriangle	20GOTTS3	Route 400 Improvements	Transit Operations	359,817	368,812
GoTriangle	20GOTTS5	Route ODX - Orange-Durham Express	Transit Operations	196,615	201,530
GoTriangle	20GOTTS7	Route DRX Improvements	Transit Operations	309,535	317,273
GoTriangle	19GOTTS8	Paratransit expansion	Transit Operations	41,475	42,512
GoTriangle	20GOTTS9	Route 405 Improvements	Transit Operations	22,670	23,236
GoTriangle	21GOTO01	Youth Gopass	Transit Operations	5,000	26,548
GoTriangle	21GOTO02	Fare Collection Improvements (D)	Transit Operations	15,000	24,293
GoTriangle	22GOTTS10	Durham Microtransit Pilot	Transit Operations	164,250	679,355
GoTriangle	22GOTTS1	Woodcroft Park and Ride Lease	Transit Operations	-	10,769
Durham County / Access	19DCOTS1	Durham County Access Service	Transit Operations	201,100	206,300
Durham County / Access	24DCOAD10	Durham County Employment and Education Access	Transit Operations	-	73,903
Durham County / Access	20DCOAD1	Durham County Transportation Manager	Transit Plan Administration	211,100	241,478
Durham County / Access	24DCOAD01	Transit Governance Study Implementation - Durham Transit Tracker	Transit Plan Administration	-	90,000
Durham County / Access	24DCOAD05	Staff Working Group Administrator	Transit Plan Administration	-	61,100
Durham / GoDurham	23DCTPA01	Transit Construction Project Manager	Transit Plan Administration	35,598	43,452
Durham / GoDurham	23DCTPA02	Transit Construction Team Leader	Transit Plan Administration	48,149	59,253
Durham / GoDurham	23DCTPA03	Transit Plan Planner/Engineer	Transit Plan Administration	33,800	41,067
Durham / GoDurham	18DCITS1	Route 5 Improvements	Transit Operations	1,349,445	1,383,181
Durham / GoDurham	18DCITS2	Route 10 Improvements	Transit Operations	981,878	1,006,442
Durham / GoDurham	18DCITS4	Route 12 Improvements	Transit Operations	773,432	792,668
Durham / GoDurham	18DCITS7	Late Sunday Service	Transit Operations	278,284	285,241
Durham / GoDurham	18DCITS8	New Year's Eve Service	Transit Operations	12,213	12,518
Durham / GoDurham	18DCITS9	Increased Cost of Existing Services (ICES)	Transit Operations	839,304	868,542
Durham / GoDurham	20DCITS10	Food Access for Seniors	Transit Operations	54,300	72,194
Durham / GoDurham	20DCITS12	Route 2 Improvements	Transit Operations	996,701	1,021,619
Durham / GoDurham	21DCITS1	Route 1 Improvements	Transit Operations	310,891	318,663
Durham / GoDurham	21DCITS2	Route 4 Improvements	Transit Operations	320,969	328,993
Durham / GoDurham	21DCITS3	Route 8 Improvements	Transit Operations	91,773	94,067
Durham / GoDurham	21DCIOO1	Youth GoPass	Transit Operations	-	95,735
Durham / GoDurham	21DCIOO2	Fare Collection Improvements	Transit Operations	25,000	269,268
Durham / GoDurham	23DCITS2	3X - Route 3 additional service	Transit Operations	179,712	-
Durham / GoDurham	23DCITS3	North Durham Improvements	Transit Operations	1,208,282	1,476,517
Durham / GoDurham	20DCITS11	Durham Transportation Alternatives	Transit Operations	72,100	-
<b>Total Operating By Project</b>				<b>11,998,049</b>	<b>13,732,832</b>

\* Note: FY23 Adopted budget includes prior year carryover & YTD Amendments

\*Note: \$0 FY24 projects: These projects are still considered ongoing but have been put on hold for FY24 and are intended to be included for FY25



## Durham Transit Work Plan - FY24 Workplan Summary

## Durham Workplan - Capital

<u>Agency</u>	<u>FY 2023 Adopted*</u>	<u>FY24 Submission</u>
DCHC MPO	\$284,426	\$1,081,600
GoTriangle	\$19,835,319	\$5,365,396
Durham County / Access	\$183,423	\$0
Durham / GoDurham	\$18,647,315	\$7,438,121
<b>Total Capital (Agency)</b>	<b>\$38,950,483</b>	<b>\$13,885,117</b>
<u>Agency</u>	<u>FY 2023 Adopted*</u>	<u>FY24 Submission</u>
Transit Infrastructure	\$27,763,299	\$12,334,421
Vehicle Acquisition	\$7,257,481	\$369,096
LRT	\$705,494	\$0
CRT	\$1,308,329	\$0
Capital Planning	\$1,915,879	\$1,181,600
<b>Total Capital (Appropriation Category)</b>	<b>\$38,950,483</b>	<b>\$13,885,117</b>
<b>Total Operating</b>	<b>\$11,998,049</b>	<b>\$13,732,832</b>
<b>Total Capital</b>	<b>\$38,950,483</b>	<b>\$13,885,117</b>
<b>TOTAL Durham Workplan</b>	<b>\$50,948,531</b>	<b>\$27,617,949</b>

<u>Agency</u>	<u>Workplan Project ID</u>	<u>Project Description</u>	<u>Category</u>	<u>FY 2023 Adopted*</u>	<u>FY24 Submission</u>
DCHC MPO	20MPOAD1	Transit Plan Development	Capital Planning	284,426	-
DCHC MPO	24MPOAD5	Bus Speed and Reliability Study Phase I	Capital Planning	-	1,081,600
GoTriangle	19GOTCO1	ERP System - Transit Plan	Capital Planning	339,600	-
GoTriangle	21GOTCO1	Origin Destination Survey	Capital Planning	500,000	-
GoTriangle	21GOTCO2	Durham Bus Plan	Capital Planning	150,184	-
GoTriangle	21GOTCO3	Transit Facilities Study	Capital Planning	608,246	-
GoTriangle	19GOTCO2	Commuter Rail Project Development	CRT	1,308,329	-
GoTriangle	20GOTCD1	Light Rail Transit	LRT	705,494	-
GoTriangle	18GOTCD2	Southpoint Transit Center	Transit Infrastructure	416,813	-
GoTriangle	18GOTCD4	Patterson Place Improvements	Transit Infrastructure	296,967	-
GoTriangle	18GOTCD7	Bus Stop Improvements (Durham County)	Transit Infrastructure	150,249	-
GoTriangle	19GOTCD1	RTC Facility Feasibility Study - Durham	Transit Infrastructure	4,770	-
GoTriangle	20GOTCD2	Durham Bus Stop Improvements Program	Transit Infrastructure	8,895,068	3,900,000
GoTriangle	20GOTCD3	Tactical Transit Amenities	Transit Infrastructure	119,046	-
GoTriangle	20GOTCD4	Mobile Ticket Validators - Durham share	Transit Infrastructure	11,818	-
GoTriangle	20GOTCD5	Phase I GoDurham bus stop closeout (GoTriangle)	Transit Infrastructure	97,709	-
GoTriangle	23GOTCD2	Regional Fleet and Facilities Study Implementation - Nelson Road	Transit Infrastructure	100,000	1,000,000
GoTriangle	23GOTCD3	Regional Fleet and Facilities Study Implementation - Paratransit	Transit Infrastructure	3,300,000	-
GoTriangle	21GOTCD1	Reimbursement of federal interest for real property	Transit Infrastructure	307,054	-
GoTriangle	21GOTCD2	Priority Bus Stop Safety Improvements	Transit Infrastructure	936,374	-
GoTriangle	22GOTCD1	New Regional Transit Facility (Durham County share)	Transit Infrastructure	591,408	-
GoTriangle	24GOTCD1	GoTriangle 805 Corridor Accessibility Stop Improvements	Transit Infrastructure	-	96,300
GoTriangle	21GOTVP1	Vehicle acquisition and replacement	Vehicle Acquisition	996,187	369,096
Durham County / Access	21DCOCO1	Durham Transit Governance Plan	Capital Planning	33,423	-
Durham County / Access	23DCOCD1	DC Access to Transit	Transit Infrastructure	150,000	-
Durham / GoDurham	24DCCAP1	GoDurham ACCESS Paratransit Study - Pilot Implementation	Capital Planning	-	100,000
Durham / GoDurham	20DCICD3	Mobile Ticket Validators	Transit Infrastructure	37,945	-
Durham / GoDurham	18DCICD1	Holloway Street TEC	Transit Infrastructure	1,443,165	2,056,835
Durham / GoDurham	18DCICD5	Village Transit Center	Transit Infrastructure	358,470	-
Durham / GoDurham	18DCICD2	Fayetteville Street TEC	Transit Infrastructure	2,518,714	4,381,286
Durham / GoDurham	20DCICD1	Chapel Hill Road TEC	Transit Infrastructure	729,352	-
Durham / GoDurham	20DCICD2	Bus Stop Access	Transit Infrastructure	970,563	-
Durham / GoDurham	20DCICD4	Southpoint Transit Center - City Share	Transit Infrastructure	158,490	-
Durham / GoDurham	20DCICD5	Bus Speed and Reliability	Transit Infrastructure	2,187,493	-
Durham / GoDurham	21DCIVP2	Electric Vehicle Acquisition	Vehicle Acquisition	6,261,294	-
Durham / GoDurham	21DCICD1	GoDurham CAD/AVL	Transit Infrastructure	1,836,000	-
Durham / GoDurham	18DCICD4	GoD (Better) Bus Stop Improvements	Transit Infrastructure	200,830	-
Durham / GoDurham	21DCICD2	Durham Station Landscaping	Transit Infrastructure	45,000	-
Durham / GoDurham	22DCICD1	GoDurham DIGI Modems - New Request	Transit Infrastructure	100,000	-
Durham / GoDurham	23DCICD02	Durham Station Improvements	Transit Infrastructure	1,800,000	900,000
<b>Total Capital By Project</b>				<b>38,950,483</b>	<b>13,885,117</b>

\* Note: FY23 Adopted budget includes prior year carryover & YTD Amendments



# SUMMARY SHEETS FOR FY24 PROJECTS

## FY24 Operating Cost Requests

Project Category	Project ID	Project Description	FY24	FY25
Tax District Administration	21GOT_AD1	Tax District Administration - Financial Oversight Staff	\$192,000	\$196,800
Tax District Administration	21GOT_AD11	Tax District Administration - Financial Oversight - Support Services (D)	\$193,469	\$198,305
Tax District Administration	21GOT_AD12	Tax District Administration - Audit Services	\$13,838	\$14,183
Tax District Administration	21GOT_AD21	Tax District Administration - Financial Services	\$91,661	\$93,952
Transit Plan Administration	18GOT_AD10	Customer Surveys (GoTriangle and GoDurham)	\$107,728	\$110,421
Transit Plan Administration	20DCO_AD1	Durham County Transportation Plan Management	\$241,478	\$247,515
Transit Plan Administration	21GOT_AD2	TPA - Program Management Staff	\$140,425	\$143,936
Transit Plan Administration	21GOT_AD3	TPA - Project Implementation Staff	\$700,000	\$717,500
Transit Plan Administration	21GOT_AD4	TPA - Legal and Real Estate - Support Staff	\$310,627	\$318,392
Transit Plan Administration	21GOT_AD5	TPA - Marketing , Communication and PE - Support Staff	\$204,385	\$209,495
Transit Plan Administration	21GOT_AD6	TPA - Regional Technology and Administration - Support Staff	\$78,310	\$80,268
Transit Plan Administration	21GOT_AD12	TPA - Marketing, Communication and PE - Support Services	\$75,440	\$77,326
Transit Plan Administration	21GOT_AD13	TPA - Transit Planning - Support Services	\$32,390	\$33,200
Transit Plan Administration	21GOT_AD14	TPA -Performance Data Processing and Visualization Tool	\$126,895	\$130,067
Transit Plan Administration	23DCT_PA01	Transit Construction Project Manager	\$43,452	\$44,538
Transit Plan Administration	23DCT_PA02	Transit Construction Team Leader	\$59,253	\$60,734
Transit Plan Administration	23DCT_PA03	Transit Plan Planner/Engineer	\$41,067	\$42,094
Transit Plan Administration	24DCO_AD01	Transit Governance Study Implementation - Durham Transit Tracker	\$90,000	\$0
Transit Plan Administration	24DCO_AD05	Staff Working Group Administrator	\$61,100	\$62,628
Transit Plan Administration	24MPO_AD01	Durham County Staff Working Group Participation	\$39,806	\$40,801
Bus Operations	18DCI_TS1	Route 5 Improvements	\$1,383,181	\$1,417,760
Bus Operations	18DCI_TS2	Route 10 Improvements	\$1,006,442	\$1,031,603
Bus Operations	18DCI_TS7	Late Sunday Service	\$285,241	\$292,372
Bus Operations	18DCI_TS8	New Year's Eve Service	\$12,518	\$12,831
Bus Operations	18DCI_TS9	Increased Cost of Existing Services (ICES)	\$868,542	\$912,512
Bus Operations	19DCO_TS1	Durham County Access Service	\$206,300	\$211,400
Bus Operations	19GOT_TS8	Paratransit expansion	\$42,512	\$43,639
Bus Operations	20DCI_TS10	GoDurham Senior Shuttle (aka Food Access for Seniors)	\$72,194	\$73,999
Bus Operations	20DCI_TS11	Durham County Employment and Educational Access	\$73,903	\$75,751
Bus Operations	20DCI_TS12	Route 2 Improvements	\$1,021,619	\$1,047,159
Bus Operations	20DCI_TS4	Route 12 Improvements	\$792,668	\$812,484
Bus Operations	20GOT_TS1	Route 700 Improvements	\$459,068	\$488,034
Bus Operations	20GOT_TS2	Route 800 Improvements	\$430,262	\$441,707
Bus Operations	20GOT_TS3	Route 400 Improvements	\$368,812	\$378,557
Bus Operations	20GOT_TS5	Route ODX - Orange-Durham Express	\$201,530	\$206,870
Bus Operations	20GOT_TS7	Route DRX Improvements	\$317,273	\$325,707
Bus Operations	20GOT_TS9	Route 405 Improvements	\$23,236	\$23,858
Bus Operations	21DCI_OO1	Youth GoPass GoD	\$95,735	\$98,128
Bus Operations	21DCI_OO2	Fare Collection Improvements GoD	\$269,268	\$276,000
Bus Operations	21DCI_TS1	Route 1 Improvements	\$318,663	\$326,630
Bus Operations	21DCI_TS2	Route 4 Improvements	\$328,993	\$337,218
Bus Operations	21DCI_TS3	Route 8 Improvements	\$94,067	\$96,419
Bus Operations	21GOT_OO1	Youth Gopass	\$26,548	\$27,212
Bus Operations	21GOT_OO2	Fare Collection Improvements (D)	\$24,293	\$24,900
Bus Operations	22GOT_TS10	GoDurham Connect Pilot	\$679,355	\$704,936
Bus Operations	23DCI_TS3	North Durham Improvements	\$1,476,517	\$3,026,859
Bus Operations	24GOT_TS1	Woodcroft Park and Ride Lease	\$10,769	\$11,038
Total Operating Costs			\$13,732,832	\$15,547,738

Revised Request
  New Request

## FY24 Capital Cost Requests

Project Category	Project ID	Project Description	FY24	FY25
Transit Infrastructure	18DCI_D1	Holloway Street TEC	\$2,056,835	\$0
Transit Infrastructure	18DCI_D2	Fayetteville Street TEC	\$4,381,286	\$0
Transit Infrastructure	20GOT_CD2	GoD (Better) Bus Stop Improvements	\$3,900,000	\$4,056,000
Vehicle Acquisition	22GOT_VP1	Vehicle acquisition and replacement	\$369,096	\$380,538
Transit Infrastructure	23DCI_CD02	Durham Station Improvements	\$900,000	\$0
Transit Infrastructure	23GOT_CD2	Regional Fleet and Facilities Study Implementation - Nelson Road	\$1,000,000	\$0
Capital Planning	24DCC_AP1	GoDurham ACCESS Paratransit Study - Pilot Implementation	\$100,000	\$0
Transit Infrastructure	24GOT_CD1	GoTriangle 805 Corridor Accessibility Stop Improvements	\$96,300	\$31,300
Capital Planning	24MPO_AD05	Bus Speed and Reliability Study Phase I	\$1,081,600	\$0
Total Capital Costs			\$13,885,117	\$4,467,838

Revised Request
  New Request

# TAX DISTRICT ADMINISTRATION PROJECT SHEETS

<b>Project ID</b>	21GOT_AD1	<b>Project Category</b>	Tax District Administration	<b>Project Subcategory</b>	Staffing
-------------------	-----------	-------------------------	-----------------------------	----------------------------	----------

### Project Description

The project request is a continuation of on-going operating and consolidation of 19GOT\_AD1 and 20GOT\_AD1 submissions approved in previous work plans with a revised project name of Tax District Administration Finance Team.

GoTriangle will add 0.25 FTE to the current allocation of 0.75 FTE of Tax District Administration - Financial oversight staff to the Durham Transit Plan for a total of 1.0 FTE. In FY24 the roles will continue to improve financial policies, provide financial analysis for the new Transit plan development including the commuter rail project, and process quarterly reimbursements and reporting. The 1.0 FTEs will also be responsible for producing annual operating and capital budgets and ordinances (and amendments thereto), updating the Durham Transit financial plan/model, annual financial reports, coordinating integration of proposed plans into the budget, monitoring spending to ensure the Durham transit budget stays balanced. The team will also navigate and lead the process of debt issuance, investing Durham transit revenue and the year end financial audit for the Durham Transit Plan.

### Project at a Glance

<b>Project Title</b>	Tax District Administration - Financial Oversight Staff
<b>Agency</b>	GoTriangle
<b>FY24 Costs</b>	\$192,000
<b>FY25 Programmed Costs</b>	\$196,800
<b>Start Date</b>	July 2018

<b>Project ID</b>	21GOT_AD11	<b>Project Category</b>	Tax District Administration	<b>Project Subcategory</b>	Administrative Expenses
-------------------	------------	-------------------------	-----------------------------	----------------------------	-------------------------

### Project Description

The project request splits 21GOT\_AD11 into more specific detail. This project incorporates the equivalent of 1.5FTEs from the finance and administration support staff functions. These functions include transit plan accounting, audit/ACFR process and supervision, fund investments, revenue and recollection, project sponsor payments and receivables and other additional miscellaneous financial support services to the Durham Transit Plan.

### Project at a Glance

<b>Project Title</b>	Tax District Administration - Financial Oversight Support Services
<b>Agency</b>	GoTriangle
<b>FY24 Costs</b>	\$193,469
<b>FY25 Programmed Costs</b>	\$198,305
<b>Start Date</b>	July 1, 2018

<b>Project ID</b>	21GOT_AD12	<b>Project Category</b>	Tax District Administration	<b>Project Subcategory</b>	Administrative Expenses
-------------------	------------	-------------------------	-----------------------------	----------------------------	-------------------------

### Project Description

The project request splits 21GOT\_AD11 into more specific detail. This project incorporates the funds allocated for audit fees.

### Project at a Glance

<b>Project Title</b>	Tax District Administration - Audit Services
<b>Agency</b>	GoTriangle
<b>FY24 Costs</b>	\$13,838
<b>FY25 Programmed Costs</b>	\$14,183
<b>Start Date</b>	July 1, 2022

<b>Project ID</b>	21GOT_AD21	<b>Project Category</b>	Tax District Administration	<b>Project Subcategory</b>	Administrative Expenses
-------------------	------------	-------------------------	-----------------------------	----------------------------	-------------------------

### Project Description

The project request splits 21GOT\_AD11 into more specific detail. This project incorporates the funds allocated for financial consulting and bank service charges.

### Project at a Glance

<b>Project Title</b>	Tax District Administration - Financial Services
<b>Agency</b>	GoTriangle
<b>FY24 Costs</b>	\$91,661
<b>FY25 Programmed Costs</b>	\$93,952
<b>Start Date</b>	July 1, 2018



# TRANSIT PLAN ADMINISTRATION PROJECT SHEETS

Project ID	18GOT_AD10	Project Category	Transit Plan Administration	Project Subcategory	Administrative Expenses
------------	------------	------------------	-----------------------------	---------------------	-------------------------

Project Description

GoTriangle will use these funds to continue the development and implementation of annual transit customer surveys that help to continually evaluate user experiences as additional services are implemented. For All GoDurham and applicable share of GoTriangle Regional Routes surveyed include the 700, 800, 880S, 805, DRX, and the ODX.

Project at a Glance	
Project Title	Customer Surveys
Agency	GoTriangle and GoDurham
FY24 Costs	\$107,728
FY25 Programmed Costs	\$110,421
Start Date	July 1, 2018



Project ID	24DCO_AD05	Project Category	Transit Plan Administration	Project Subcategory	Staffing
------------	------------	------------------	-----------------------------	---------------------	----------

**Project Description**

Provide salary and benefits for the Staff Working Group Administrator.

Project at a Glance	
Project Title	Staff Working Group Administrator
Agency	Durham County
FY24 Costs	\$61,100
FY25 Programmed Costs	\$62,628
Start Date	July 2023

<b>Project ID</b>	20DCO_AD1	<b>Project Category</b>	Transit Plan Administration	<b>Project Subcategory</b>	Administrative Expenses
-------------------	-----------	-------------------------	-----------------------------	----------------------------	-------------------------

### Project Description

Funding to support Durham County's role in management of the Transit Plan. The funding will partially fund the Transportation Manager, two Transportation Planners, and a Senior Administrative Officer position. Durham County is also partially funding these positions. The positions are responsible for the development and maintenance of the Transit Plan, the development of the Annual Work Program, Transit Plan Governance Study implementation including the development and maintenance of the Durham Transit Tracker, and the implementation of County-sponsored Durham Transit Plan projects such as the Durham County ACCESS service and Durham Transportation Alternatives.

### Project at a Glance

<b>Project Title</b>	Durham County Transportation Plan Management
<b>Agency</b>	Durham County
<b>FY24 Costs</b>	\$241,478
<b>FY25 Programmed Costs</b>	\$247,515
<b>Start Date</b>	July 2023

<b>Project ID</b>	21GOT_AD2	<b>Project Category</b>	Transit Plan Administration	<b>Project Subcategory</b>	Staffing
-------------------	-----------	-------------------------	-----------------------------	----------------------------	----------

### Project Description

NOTE: The project request is a continuation of on-going operating: Specifically consolidation Program Management functions from 20GOT\_AD2 support services submissions approved in the FY20 Workplan. The request is updated to reflect anticipated program management responsibilities in the county for FY24.

GoTriangle will allocate 0.5 FTE of GoTriangle program management staff to the Durham Transit Plan. In FY24, this staffing will provide oversight and program management support for GoTriangle's bus facilities and bus stop amenities planning and development programs and GoDurham bus stop improvements program, oversight and program management support for GoTriangle's efforts in support of the Durham Bus Plan update and the Bus Transit Corridor - Speed and Reliability Study Part 1; and management support for the and direct oversight and day-to-day management of the commuter rail program. Specific tasks includes oversight of project planning; oversight of project scope, schedule, and budget development and monitoring; oversight of quarterly reporting; and supervision of GoTriangle's planning, capital development, and real estate/facilities teams and commuter rail project staff and contractors.

### Project at a Glance

<b>Project Title</b>	Transit Plan Administration - Program Management Staff
<b>Agency</b>	GoTriangle
<b>FY24 Costs</b>	\$140,425
<b>FY25 Programmed Costs</b>	\$143,936
<b>Start Date</b>	July 1, 2020

<b>Project ID</b>	21GOT_AD3	<b>Project Category</b>	Transit Plan Administration	<b>Project Subcategory</b>	Staffing
-------------------	-----------	-------------------------	-----------------------------	----------------------------	----------

## Project Description

The project request is a continuation of on-going operating: Specifically consolidation Project Implementation functions from 20GOT\_AD2 support services submissions approved in the FY20 Workplan. FY24 request is updated to reflect anticipated project implementation responsibilities in the county.

GoTriangle will allocate 4.425 FTE for project implementation activities for the Durham Transit Plan. In FY24, this team will manage and execute planning, design, construction management, procurement, and contract administration activities for GoTriangle's bus facilities and bus stop amenities programs; continue to execute planning, design, and construction management, procurement, and contract administration activities for GoDurham's bus stop amenities program; participate in the Bus Transit Corridor - Speed and Reliability Study Part 1; participate in capital planning, coordination, and support activities for the Durham Bus Plan update; and support development and execution of commuter rail related activities. Specific tasks include but are not limited to project scope, schedule, and budget development and monitoring; quarterly reporting; and procurement and management of consultants and contractors. Planning and project development tasks: planning/prioritization for bus stop, park-and-ride, and transit center improvements; management and technical consultant oversight; environmental planning and coordination with regulatory agencies for federally funded projects; and consultant oversight and technical support for CRT station area planning, travel demand modeling, etc. Design/Engineering/Architecture tasks: field investigations, feasibility analysis, consultant oversight, and technical support for bus stop and park-and-ride improvements; design management, project coordination, and technical support for major facilities projects; and design management and technical support for CRT and Bus Transit Corridor studies. Construction Management tasks: project management, contractor oversight, and construction inspection. Project Coordination tasks: managing coordination with GoTriangle's partners; facilitating productive partnering; promoting schedule and budget adherence and fostering timely conflict resolution. Project Controls Support tasks: eBuilder project management information system administration; document management; contract administration; project controls support including budget and schedule monitoring, risk management support, and reporting. Procurement and Contract Administration tasks: conducting procurements for consultants, contractors, and vendors; coordination with GoTriangle DBE program officer; monitoring compliance with federal, state, and local contract requirements; maintaining contract records.

## Project at a Glance

<b>Project Title</b>	Transit Plan Administration - Project Implementation Staff
<b>Agency</b>	GoTriangle
<b>FY24 Costs</b>	\$700,000
<b>FY25 Programmed Costs</b>	\$717,500
<b>Start Date</b>	July 1, 2020

<b>Project ID</b>	21GOT_AD4	<b>Project Category</b>	Transit Plan Administration	<b>Project Subcategory</b>	Staffing
-------------------	-----------	-------------------------	-----------------------------	----------------------------	----------

## Project Description

NOTE: This project sheet is allocating a 1.2FTE (increased from 1.1FTE). The impact in funding of \$30K is based on a re-allocation of legal resources and the 0.1FTE in additional staff.

The project request is a continuation of on-going operations: Specifically, consolidation of legal and real estate/facilities functions from 20GOT\_AD2 support services submissions approved in the FY20 Workplan.

Funds will be allocated to GoTriangle for 1.2 FTE of Legal and Real Estate - support staff and miscellaneous administrative and related expense to the Durham Transit Plan.

- Greater Triangle Commuter Rail project, including cost-share negotiations and agreements, early risk-management work, development of agreement and approval matrices, legal templates, and early legal work related to host and operating railroads
- Interlocal Agreements related to Transit Plan administration
- Real estate management and FTA compliance activities for the GoTriangle properties located along the CRT corridor (10 total parcels, 3 project sites, estimated \$4 million\*)
- Managing appraisals and potential disposition of properties acquired for the regional rail project and DOLRT
- Managing real estate acquisition activities for projects assigned to GoTriangle in the Durham Transit Work Plan including Durham Bus Stop Improvements and site-specific facilities projects.
- Addressing miscellaneous matters related to GoTriangle's property interests in Durham County, including compliance with FTA requirements where applicable
- Addressing facilities matters at GoTriangle's regional admin and operations/maintenance facilities
- Assist with the management and strategic planning of regional park and ride program, proposed RTC relocation, and other infrastructure projects
- Other property issues requiring real estate acquisition, disposition and management
- Property appraisals, Property Maintenance, Repairs, Paratransit lease
- Legal Consulting expenses to include but not limited to debt issuance, capital and operating project support

## Project at a Glance

<b>Project Title</b>	Transit Plan Administration - Legal and Real Estate - Support Staff
<b>Agency</b>	GoTriangle
<b>FY24 Costs</b>	\$310,627
<b>FY25 Programmed Costs</b>	\$318,392
<b>Start Date</b>	July 1, 2018

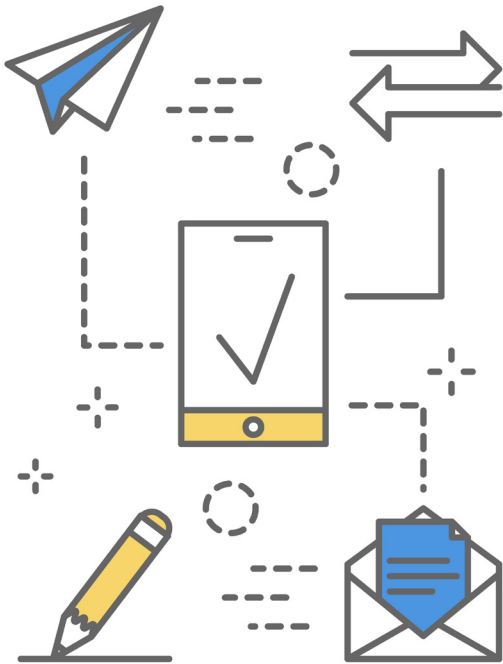
Project ID	21GOT_AD5	Project Category	Transit Plan Administration	Project Subcategory	Staffing
------------	-----------	------------------	-----------------------------	---------------------	----------

Project Description

GoTriangle is requesting funding for 1.5 FTEs that will be dedicated to public engagement. The Public Engagement Specialist will work under the Community Engagement Manager, in the Communications & Public Affairs department at GoTriangle, directly collaborating with project teams to plan and execute public involvement activities related to the development and implementation of the Durham County Transit Plan. They will support the establishment and maintenance of relationships with community stakeholders that include public officials, strategic partners, community groups, property owners and businesses.

Project at a Glance

Project Title	Transit Plan Administration - Marketing, Communication, and Public Engagement - Support Staff
Agency	GoTriangle
FY24 Costs	\$204,385
FY25 Programmed Costs	\$209,495
Start Date	July 1, 2018





<b>Project ID</b>	21GOT_AD6	<b>Project Category</b>	Transit Plan Administration	<b>Project Subcategory</b>	Staffing
-------------------	-----------	-------------------------	-----------------------------	----------------------------	----------

### Project Description

The project request is a continuation of on-going operating: Specifically consolidation technology and contract administration functions from 20GOT\_AD2 support services submissions approved in the FY20 Workplan. GoTriangle will continue to allocate 0.4 FTE of Regional Technology and Administration - support staff to the Durham Transit Plan. Staffing includes budgeted time for the Regional Technology Manager, Contract and Grants Coordinator and Contract Administrator. In FY24 the Technology and Administration functions will continue:

- Proposed continuation of the outcomes of the Regional Technology study that assess existing technology within all participating transit agencies, in order to design a co-ordinated technology integration plan. One such outcome is the mobile-ticketing transition that will be in the process of implementation.
- Contract and Grant management services - including procurement, contract administration, grant allocations, etc
- Assist with the strategic capital improvement of regional park and ride program, proposed RTC relocation, and other infrastructure projects

### Project at a Glance

<b>Project Title</b>	Transit Plan Administration - Regional Technology and Administration - Support Staff
<b>Agency</b>	GoTriangle
<b>FY24 Costs</b>	\$78,310
<b>FY25 Programmed Costs</b>	\$80,268
<b>Start Date</b>	July 1, 2018

<b>Project ID</b>	21GOT_AD12	<b>Project Category</b>	Transit Plan Administration	<b>Project Subcategory</b>	Administrative Expenses
-------------------	------------	-------------------------	-----------------------------	----------------------------	-------------------------

### Project Description

The project request is a continuation of on-going operating: Specifically consolidation Marketing, Communication and Public Engagement functions from 20GOT\_AD2 support services submissions approved in the FY20 Workplan.

GoTriangle is requesting funds for support services that will be used for marketing, communications and public engagement related to the Durham County Transit Plan. Funding will also support capacity to utilize creative consultant services, or expand the scope of service through current consultants, to support materials for community outreach, public meetings, marketing campaigns, information kits, web elements, translation and interpretation, etc.

### Project at a Glance

<b>Project Title</b>	Transit Plan Administration - Marketing, Communication, and Public Engagement - Support Services
<b>Agency</b>	GoTriangle
<b>FY24 Costs</b>	\$75,440
<b>FY25 Programmed Costs</b>	\$77,326
<b>Start Date</b>	July 1, 2018

<b>Project ID</b>	21GOT_AD13	<b>Project Category</b>	Transit Plan Administration	<b>Project Subcategory</b>	Contracted Services
-------------------	------------	-------------------------	-----------------------------	----------------------------	---------------------

### Project Description

The project request is a continuation of on-going operating: Consolidation regional transit planning functions from 20GOT\_AD3 (support consultants) submissions approved in FY20 Workplan. GoTriangle is requesting reimbursement for on-going support costs (including indirect costs) that benefit the Durham County Tax District. The Support Consultant costs are split 50% Durham and 50% Orange which include regional contracts - DCHC Annual Contract of \$25,625 and removal of the NCSU Transit Regional Model contracts of \$125,562.

### Project at a Glance

<b>Project Title</b>	Transit Plan Administration - Transit Planning - Support Services
<b>Agency</b>	GoTriangle
<b>FY24 Costs</b>	\$32,390
<b>FY25 Programmed Costs</b>	\$33,200
<b>Start Date</b>	July 1, 2018

<b>Project ID</b>	21GOT_AD14	<b>Project Category</b>	Transit Plan Administration	<b>Project Subcategory</b>	Administrative Expenses
-------------------	------------	-------------------------	-----------------------------	----------------------------	-------------------------

## Project Description

The project request is a continuation of on-going operating and consolidation of 20GOT\_AD4 submissions approved in FY20 Workplan with additional software GoTriangle uses bus service performance data processing and visualization tools that enable staff to efficiently and effectively understand the bus performance data listed below that aid ongoing transit plan funded studies, work plan requests, and the transit plan update itself. These tools are used by GoTriangle for both GoTriangle's own regional services as well as for GoDurham service. These tools enable the following types of analysis:

- Bus speeds by route segment in addition to dwell times, allowing identification and prioritization of capital projects to improve bus speed and reliability
- Bus run times by route segment and timepoint, enabling Service Planners and schedulers to more precisely schedule buses to adapt to travel conditions throughout different service windows throughout the day
- Bus on-time performance by route and trip, enabling deeper transparency into GoTriangle and GoDurham's operating performance for staff and the public

All three analysis tools are useful for both internal staff functions in addition to public-facing engagement. All three types of analysis tools are useful in evaluating the operating time and cost benefits of future transit corridor and facilities projects.

## Project at a Glance

<b>Project Title</b>	Transit Plan Administration - Performance Data Processing and Visualization Tool
<b>Agency</b>	GoTriangle
<b>FY24 Costs</b>	\$126,895
<b>FY25 Programmed Costs</b>	\$130,067
<b>Start Date</b>	July 2023



<b>Project ID</b>	23DCT_PA01	<b>Project Category</b>	Transit Plan Administration	<b>Project Subcategory</b>	Administrative Expenses
-------------------	------------	-------------------------	-----------------------------	----------------------------	-------------------------

### Project Description

The City of Durham would like to improve project delivery for multi-modal capital infrastructure projects developed from the Durham County Transit Plan such as transit amenities, access to transit, and transit service improvements. This position is responsible for overseeing and administering multi-departmental infrastructure improvements with funding from the County Transit Plan to ensure the planning, design and construction of these projects remain on schedule, within budget, and responsive to Transit Plan implementation guidelines. The City of Durham will be paying 50% of this position.

### Project at a Glance

<b>Project Title</b>	Transit Construction Project Manager
<b>Agency</b>	City of Durham
<b>FY24 Costs</b>	\$43,452
<b>FY25 Programmed Costs</b>	\$44,538
<b>Start Date</b>	January 2023

<b>Project ID</b>	23DCT_PA02	<b>Project Category</b>	Transit Plan Administration	<b>Project Subcategory</b>	Administrative Expenses
-------------------	------------	-------------------------	-----------------------------	----------------------------	-------------------------

### Project Description

The City of Durham would like to improve project delivery for multi-modal capital infrastructure projects developed from the Durham County Transit Plan such as transit amenities, access to transit, and transit services improvements. This position would be responsible for the design and implementation of projects identified in the Transit Plan as well as the coordination of multi-departmental infrastructure improvements to ensure the planning, design and construction of these projects remain on schedule, within budget, and responsive to County Transit Plan guidelines. The City of Durham will be paying 50% of this position.

### Project at a Glance

<b>Project Title</b>	Transit Construction Team Leader
<b>Agency</b>	City of Durham
<b>FY24 Costs</b>	\$59,253
<b>FY25 Programmed Costs</b>	\$60,734
<b>Start Date</b>	January 2023

<b>Project ID</b>	23DCT_PA03	<b>Project Category</b>	Transit Plan Administration	<b>Project Subcategory</b>	Administrative Expenses
-------------------	------------	-------------------------	-----------------------------	----------------------------	-------------------------

### Project Description

The City of Durham would like to improve project delivery for multi-modal capital infrastructure projects developed from the Durham County Transit Plan such as transit amenities, access to transit, and transit services improvements. This position would be responsible for the design and implementation of projects identified in the Transit Plan as well as the coordination of multi-departmental infrastructure improvements to ensure the planning, design and construction of these projects remain on schedule, within budget, and responsive to County Transit Plan guidelines. The City of Durham will be paying 50% of this position.

### Project at a Glance

<b>Project Title</b>	Transit Plan Planner/Engineer
<b>Agency</b>	City of Durham
<b>FY24 Costs</b>	\$41,067
<b>FY25 Programmed Costs</b>	\$42,094
<b>Start Date</b>	January 2023

<b>Project ID</b>	24DCO_AD01	<b>Project Category</b>	Transit Plan Administration	<b>Project Subcategory</b>	Contracted Services
-------------------	------------	-------------------------	-----------------------------	----------------------------	---------------------

### Project Description

Consultant support to develop an online performance dashboard and project map for the Durham County Transit Plan. This would be similar to the existing Wake Transit Tracker website. The purpose is to improve plan implementation tracking, accountability, and transparency to the boards and public.

### Project at a Glance

<b>Project Title</b>	Transit Governance Study Implementation - Durham Transit Tracker
<b>Agency</b>	Durham County
<b>FY24 Costs</b>	\$90,000
<b>FY25 Programmed Costs</b>	N/A
<b>Start Date</b>	July 2023



<b>Project ID</b>	24MPO_AD01	<b>Project Category</b>	Transit Plan Administration	<b>Project Subcategory</b>	Staffing
-------------------	------------	-------------------------	-----------------------------	----------------------------	----------

### Project Description

The Staff Working Group Participation request provides resources for MPO participation on the body, including meeting preparation, attendance, and follow-up. MPO staff will also complete necessary research, support, and reporting for full engagement with SWG activities.

### Project at a Glance

<b>Project Title</b>	Durham County Staff Working Group Participation
<b>Agency</b>	DCHC MPO
<b>FY24 Costs</b>	\$39,806
<b>FY25 Programmed Costs</b>	\$40,801
<b>Start Date</b>	July 2023

# LOCAL BUS OPERATIONS PROJECT SHEETS

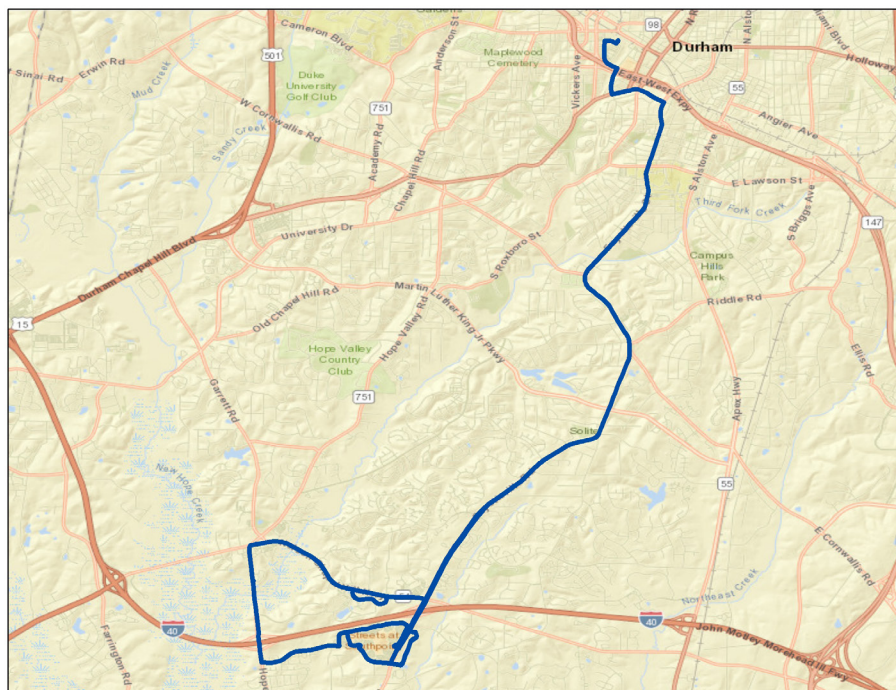
<b>Project ID</b>	18DCI_TS1	<b>Project Category</b>	Bus Operations	<b>Project Subcategory</b>	Bus Service
-------------------	-----------	-------------------------	----------------	----------------------------	-------------

### Project Description

The project includes a new Toure 5K created in the Fayetteville St corridor, between Durham Station and Martin Luther King, Jr. Parkway. It operates from 7 AM to 6 PM, Monday through Saturday and overlaps Route 5 to create a Frequent Service Corridor on Fayetteville St. with 30 minute service on nights and Sundays.

### Project at a Glance

<b>Project Title</b>	Route 5 Improvements
<b>Agency</b>	GoDurham
<b>FY24 Costs</b>	\$1,383,181
<b>FY25 Programmed Costs</b>	\$1,417,760
<b>Start Date</b>	Ongoing
<b>Service Span</b>	5:23 AM-12:35 AM Monday-Saturday 6:28 AM-9:35 PM, Sunday
<b>Frequency</b>	15 Minutes Monday-Saturday 30 Minutes Sunday
<b>Major Destinations</b>	NCCU, Hillside High School, and Southpoint Mall
<b>Transit Centers</b>	Durham Station



DRAFT  
MARCH 8, 2023

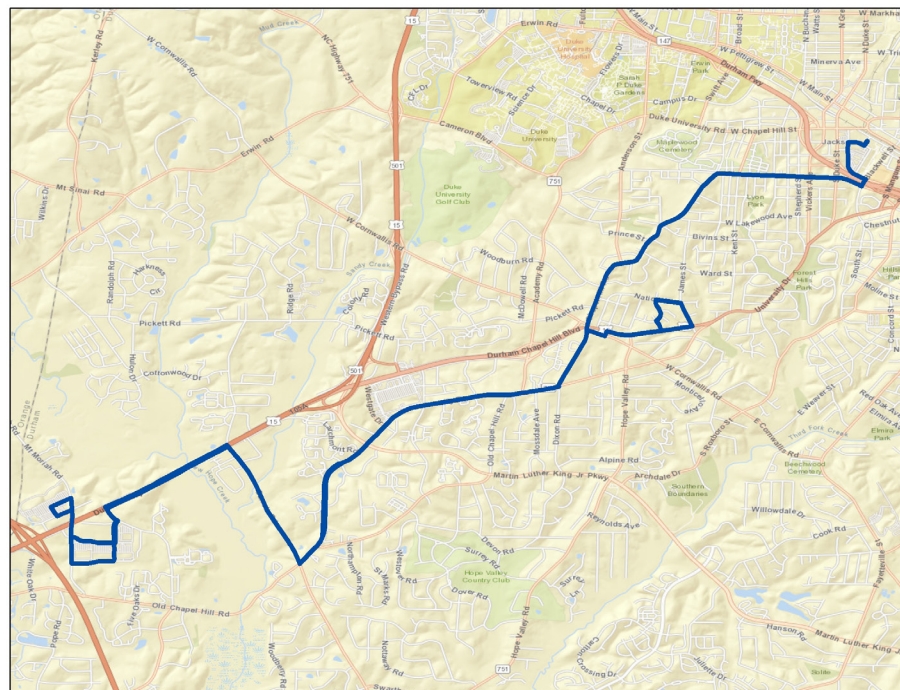
<b>Project ID</b>	18DCI_TS2	<b>Project Category</b>	Bus Operations	<b>Project Subcategory</b>	Bus Service
-------------------	-----------	-------------------------	----------------	----------------------------	-------------

## Project Description

Route 10/10B is the third highest ridership route in the GoDurham system and runs every 15 minutes during the day, Monday through Saturday. This project provides additional trips on weekdays and Saturdays and 30 minute service on nights and Sundays.

## Project at a Glance

<b>Project Title</b>	Route 10 Improvements
<b>Agency</b>	GoDurham
<b>FY24 Costs</b>	\$1,006,442
<b>FY25 Programmed Costs</b>	\$1,031,603
<b>Start Date</b>	Ongoing
<b>Service Span</b>	5:30 AM-12:23 AM, Monday - Saturday 6:11 AM-9:23 PM, Sunday
<b>Frequency</b>	15 or 30 Minutes
<b>Major Destinations</b>	South Square, Patterson Place, and New Hope Commons
<b>Transit Centers</b>	Durham Station



DRAFT  
MARCH 8, 2023

<b>Project ID</b>	18DCI_TS7	<b>Project Category</b>	Bus Operations	<b>Project Subcategory</b>	Bus Service
-------------------	-----------	-------------------------	----------------	----------------------------	-------------

### Project Description

This project extends Sunday service on all GoDurham routes by two hours. Previously, the last trip departing Durham Station on Sundays was at 7:00 PM for all routes; it is now 9:00 PM.

### Project at a Glance

<b>Project Title</b>	Late Sunday Service
<b>Agency</b>	GoDurham
<b>FY24 Costs</b>	\$285,241
<b>FY25 Programmed Costs</b>	\$292,372
<b>Start Date</b>	Ongoing
<b>Service Span</b>	6:30 AM -9:30 PM, Sunday
<b>Frequency</b>	60 minutes
<b>Major Destinations</b>	All Routes
<b>Transit Centers</b>	Durham Station

<b>Project ID</b>	18DCI_TS9	<b>Project Category</b>	Bus Operations	<b>Project Subcategory</b>	Other Bus Service
-------------------	-----------	-------------------------	----------------	----------------------------	-------------------

### Project Description

The Durham County Interlocal Implementation Agreement among Durham County, GoTriangle, and the Durham-Chapel Hill-Carrboro MPO established that the City of Durham could use up to one-half of the \$7 vehicle registration fee revenues to cover the increased cost of existing services.

### Project at a Glance

<b>Project Title</b>	Increased Cost of Existing Services (ICES)
<b>Agency</b>	GoDurham
<b>FY24 Costs</b>	\$868,542
<b>FY25 Programmed Costs</b>	\$912,512
<b>Start Date</b>	August 15, 2018

Project ID	18DCI_TS8	Project Category	Bus Operations	Project Subcategory	Bus Service
------------	-----------	------------------	----------------	---------------------	-------------

Project Description

GoDurham now operates full service on New Year's Eve instead of ending service with the 7:00 PM departures from Durham Station. Service ends at 12:00 AM, or 9:00 PM if New Year's Eve falls on a Sunday.

Project at a Glance	
Project Title	New Year's Eve Service
Agency	GoDurham
FY24 Costs	\$12,518
FY25 Programmed Costs	\$12,831
Start Date	Ongoing
Service Span	NYE Only: 6:30 AM-12:30 AM, Monday - Saturday 6:30 AM-9:30PM, Sunday
Frequency	Variable
Major Destinations	All Routes
Transit Centers	Durham Station



<b>Project ID</b>	19DCO_TS1	<b>Project Category</b>	Bus Operations	<b>Project Subcategory</b>	Bus Service
-------------------	-----------	-------------------------	----------------	----------------------------	-------------

### Project Description

Provide additional funding for GoDurham Access service.

### Project at a Glance

<b>Project Title</b>	Durham County Access Service
<b>Agency</b>	Durham County/GoDurham
<b>FY24 Costs</b>	\$206,300
<b>FY25 Programmed Costs</b>	\$211,400
<b>Start Date</b>	July 2023
<b>Service Span</b>	N/A
<b>Frequency</b>	N/A
<b>Major Destinations</b>	N/A
<b>Transit Centers</b>	N/A



<b>Project ID</b>	20DCI_TS11	<b>Project Category</b>	Bus Operations	<b>Project Subcategory</b>	Bus Service
-------------------	------------	-------------------------	----------------	----------------------------	-------------

### Project Description

In order to serve the needs of employment centers, educational opportunities, and job training in unincorporated areas of Durham County as well as employers identified for priority by the Durham County Board of Commissioners, funding is requested to administer pilot programs to implement and encourage the use of transit, carpool, vanpool, and other non-single occupant vehicle modes. These programs may include outreach to employers, marketing of services, subsidies to encourage the use of services, funding the implementation of services, technical assistance to identified employers and employees for commute planning, travel training, transportation demand management, and other purposes.

### Project at a Glance

<b>Project Title</b>	Durham County Employment and Education Access
<b>Agency</b>	Durham County
<b>FY24 Costs</b>	\$73,903
<b>FY25 Programmed Costs</b>	\$75,751
<b>Start Date</b>	July 2023
<b>Service Span</b>	N/A
<b>Frequency</b>	N/A
<b>Major Destinations</b>	Durham County
<b>Transit Centers</b>	N/A

<b>Project ID</b>	20GOT_TS2	<b>Project Category</b>	Bus Operations	<b>Project Subcategory</b>	Bus Service
-------------------	-----------	-------------------------	----------------	----------------------------	-------------

## Project Description

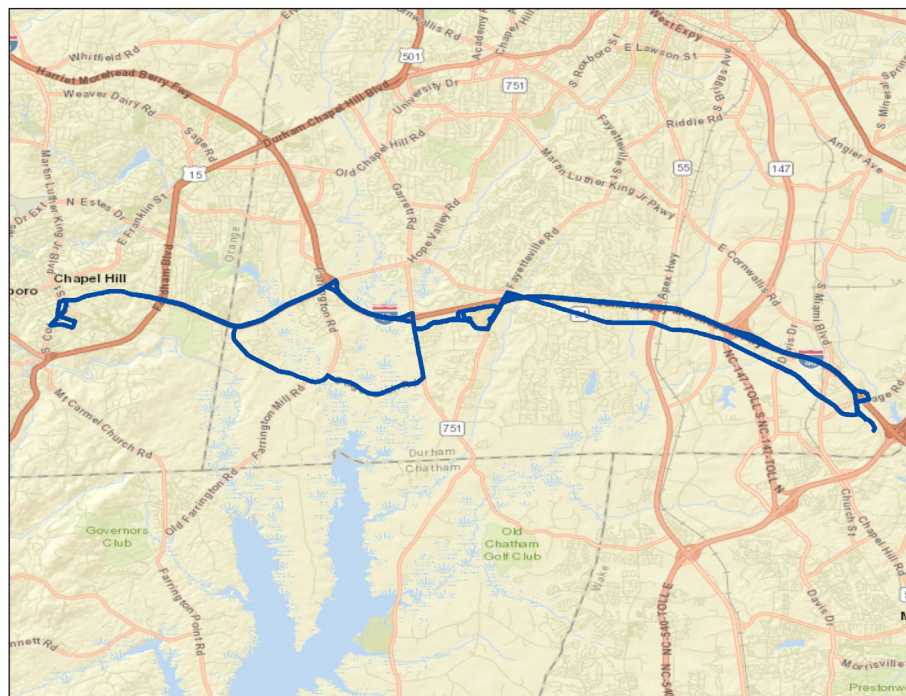
This project consolidates all off-peak span and frequency improvements to GoTriangle Route 800 (Chapel Hill - Southpoint - RTC) since the Tax District began providing funding for it. Route 800 improvements include:

- Weekday midday frequency was increased from 60 to 30 minutes;
- Saturday daytime frequency was increased from 60 to 30 minutes;
- Saturday evening service was extended from 7:15 PM to 11:10 PM; and
- Sunday service was added from 6:50 AM to 9:10 PM.

Costs are allocated 50% to Durham County and 50% to Orange.

## Project at a Glance

<b>Project Title</b>	Route 800 Improvements
<b>Agency</b>	GoTriangle
<b>FY24 Costs</b>	\$430,262
<b>FY25 Programmed Costs</b>	\$441,707
<b>Start Date</b>	Ongoing
<b>Service Span</b>	6:00 AM-11:02 PM, Weekdays 6:50 AM-11:10 PM, Saturdays 6:50 AM-9:10 PM, Sundays
<b>Frequency</b>	30 or 60 Minutes
<b>Major Destinations</b>	UNC Chapel Hill, The Streets at Southpoint, and RTP
<b>Transit Centers</b>	Regional Transit Center



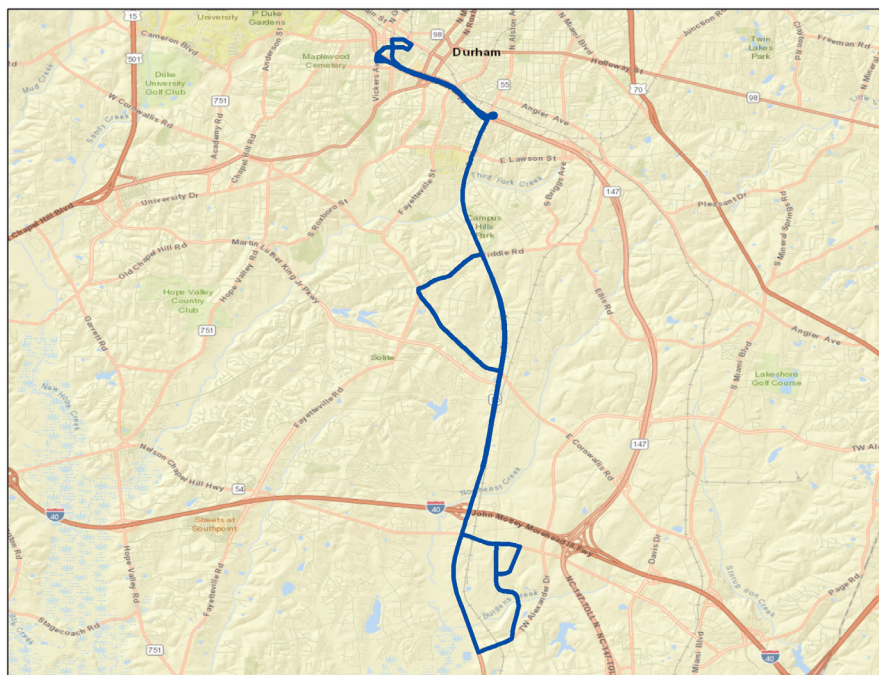
<b>Project ID</b>	20DCI_TS4	<b>Project Category</b>	Bus Operations	<b>Project Subcategory</b>	Bus Service
-------------------	-----------	-------------------------	----------------	----------------------------	-------------

### Project Description

Route 12 had additional trips added (designated as Route 12B) departing Durham Station at :30 past the hour and returning at :25 past, Monday through Saturday before 7:00 PM. This provides 30 minute frequency on NC-55, Riddle Rd, and Cornwallis Rd between NC-147 and NC-54.

### Project at a Glance

<b>Project Title</b>	Route 12 Improvements
<b>Agency</b>	GoDurham
<b>FY24 Costs</b>	\$792,668
<b>FY25 Programmed Costs</b>	\$812,484
<b>Start Date</b>	Ongoing
<b>Service Span</b>	6:00 AM-7:00 PM, Monday - Saturday
<b>Frequency</b>	30 Minutes
<b>Major Destinations</b>	NCCU, Hillside High School, and Triangle Square
<b>Transit Centers</b>	Durham Station



DRAFT  
MARCH 8, 2023

<b>Project ID</b>	20DCI_TS10	<b>Project Category</b>	Bus Operations	<b>Project Subcategory</b>	Bus Service
-------------------	------------	-------------------------	----------------	----------------------------	-------------

### Project Description

The project guarantees direct and safe connection between selected senior communities and a major grocery store to address the problem of food access and food insecurity. This pilot provides approximately 4.5 hours of fare-free service connecting selected senior housing complexes to the grocery store. This request builds upon the Food Access for Seniors pilot implemented for the whole fiscal year 2024. The project cost includes 10% of additional revenue hours for back-up service if needed or for minor schedule adjustments.

This request builds upon the Food Access for Seniors pilot implemented for FY22, which was very well received by the target population who reported a 100% satisfaction rate.

### Project at a Glance

<b>Project Title</b>	GoDurham Senior Shuttle (Previously Food Access for Seniors)
<b>Agency</b>	GoDurham
<b>FY24 Costs</b>	\$72,194
<b>FY25 Programmed Costs</b>	\$73,999
<b>Start Date</b>	July 2022
<b>Service Span</b>	10:00 AM-2:30 PM, Weekdays
<b>Frequency</b>	N/A
<b>Major Destinations</b>	Walmart at Glenn View Station
<b>Transit Centers</b>	N/A



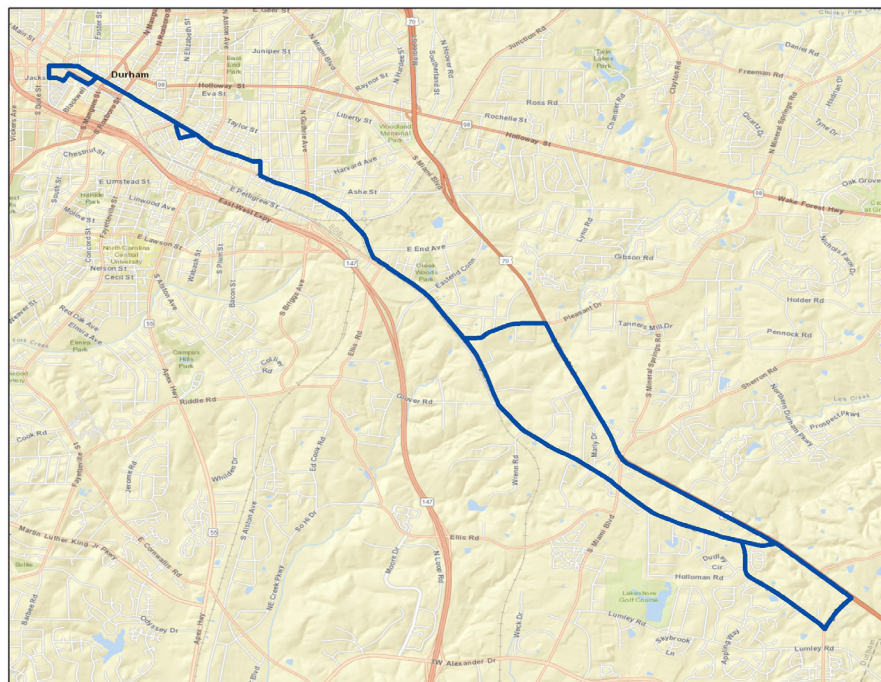
<b>Project ID</b>	20DCI_TS12	<b>Project Category</b>	Bus Operations	<b>Project Subcategory</b>	Bus Service
-------------------	------------	-------------------------	----------------	----------------------------	-------------

## Project Description

In the service change that occurred on January 25, 2020, Route 2 subsumed the former Route 15. A previous operating project increased the span of service for Route 15 so that it ran hourly at all times of day and days of the week. This project builds upon that investment and others by adding 30-minute night and Sunday service to Route 2, which doubles the existing frequency at those times and makes transfers at Durham Station much more seamless.

## Project at a Glance

<b>Project Title</b>	Route 2 Improvements
<b>Agency</b>	GoDurham
<b>FY24 Costs</b>	\$1,021,619
<b>FY25 Programmed Costs</b>	\$1,047,159
<b>Start Date</b>	July 1, 2020
<b>Service Span</b>	5:30 AM-12:30 AM, Monday - Saturday 6:30 AM-9:30 PM, Sunday
<b>Frequency</b>	30 Minutes
<b>Major Destinations</b>	East Durham and Brier Creek
<b>Transit Centers</b>	Durham Station



DRAFT  
MARCH 8, 2023

<b>Project ID</b>	21DCI_001	<b>Project Category</b>	Bus Operations	<b>Project Subcategory</b>	Other Bus Service
-------------------	-----------	-------------------------	----------------	----------------------------	-------------------

## Project Description

For youth ages 13-18, transit agencies across Durham, Wake, and Orange County will continue to offer a 'Youth GoPass' program. These fare passes are issued by GoTriangle, GoDurham, GoRaleigh, or GoCary with valid K-12 School ID Cards, or with transit agency issued identification cards. GoTriangle, GoDurham GoRaleigh, GoCary, and, in partnership with the respective Counties, will continue to work with schools along triangle Counties bus network to issue the passes. Passes will also continue to be available to those with a valid ID at GoDurham Station, GoRaleigh Station, the Town of Cary Finance Department, the GoTriangle Regional Transportation Center, public libraries, and regional centers. This project covers the cost of offsetting fares that would have been collected by GoDurham routes, in addition to purchasing the supplies needed for this program. The estimated cost is allocation of Youth GoPass boardings on GoDurham buses.

## Project at a Glance

<b>Project Title</b>	Youth GoPass
<b>Agency</b>	GoDurham
<b>FY24 Costs</b>	\$95,735
<b>FY25 Programmed Costs</b>	\$98,128
<b>Start Date</b>	July 1, 2020



<b>Project ID</b>	21DCI_OO2	<b>Project Category</b>	Bus Operations	<b>Project Subcategory</b>	Other Bus Service
-------------------	-----------	-------------------------	----------------	----------------------------	-------------------

### Project Description

This project will cover the annual costs associated with updated mobile ticketing technology for GoDurham buses and GoDurham City/County ACCESS vans.

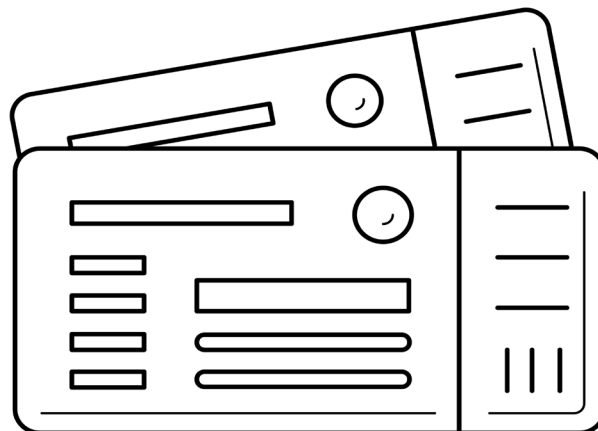
This project request also allocates a portion of fare revenue as a result of implementing this uniform fare strategy. The regional fare-working groups priorities include

- (1) Improving Pass Distribution and Sales;
- (2) Balance Revenue and Ridership Goals;
- (3) Improve the Passenger Experience;
- (4) Improve Regional Coordination;
- (5) Make Transit an Affordable Option; and
- (6) Explore New Fare Technologies.

These earmarked funds will be estimated and will be dependent on the final methodology developed by a Fare Working Group.

### Project at a Glance

<b>Project Title</b>	Fare Collection Improvements
<b>Agency</b>	GoDurham
<b>FY24 Costs</b>	\$269,268
<b>FY25 Programmed Costs</b>	\$276,000
<b>Start Date</b>	July 1, 2020



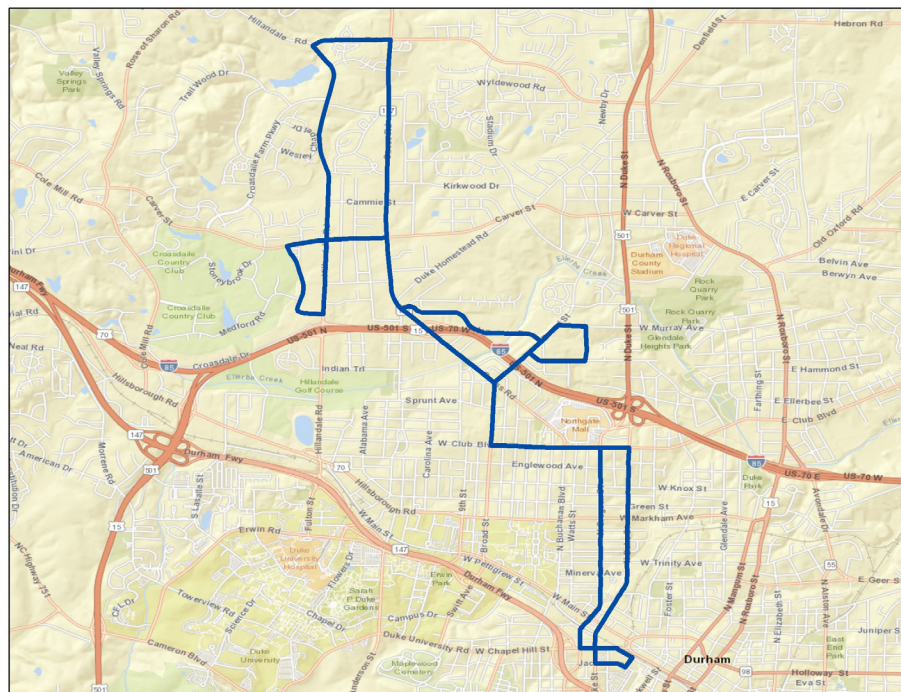
<b>Project ID</b>	21DCI_TS1	<b>Project Category</b>	Bus Operations	<b>Project Subcategory</b>	Bus Service
-------------------	-----------	-------------------------	----------------	----------------------------	-------------

## Project Description

This project adds 30-minute night and Sunday service to Route 1, which doubles the existing frequency at those times and makes transfers at Durham Station much more seamless. This builds upon previous investments to increase frequency at night and on Sundays on the five frequent routes in the GoDurham network.

## Project at a Glance

<b>Project Title</b>	Route 1 Improvements
<b>Agency</b>	GoDurham
<b>FY24 Costs</b>	\$318,663
<b>FY25 Programmed Costs</b>	\$326,630
<b>Start Date</b>	July 1, 2020
<b>Service Span</b>	5:30 AM-12:30 AM, Monday - Saturday 6:30 AM-9:30 PM, Sunday
<b>Frequency</b>	30 Minutes
<b>Major Destinations</b>	Downtown Durham, Northgate Mall, North Pointe, Crosdaile, and Willowdale
<b>Transit Centers</b>	Durham Station



DRAFT  
MARCH 8, 2023



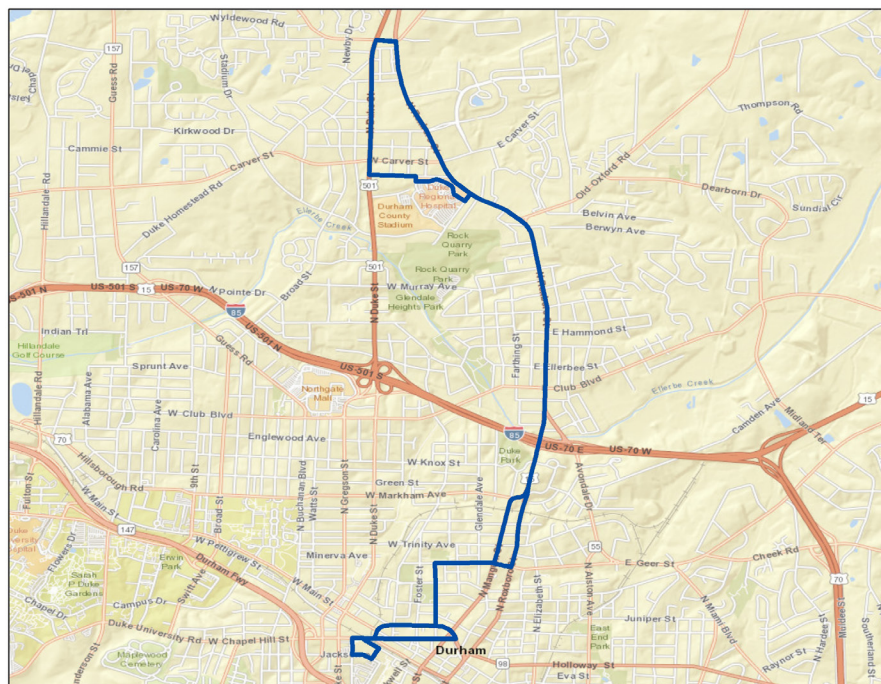
<b>Project ID</b>	21DCI_TS2	<b>Project Category</b>	Bus Operations	<b>Project Subcategory</b>	Bus Service
-------------------	-----------	-------------------------	----------------	----------------------------	-------------

## Project Description

This project adds 30-minute night and Sunday service to Route 4, which doubles the existing frequency at those times and makes transfers at Durham Station much more seamless. This builds upon previous investments to increase frequency at night and on Sundays on the five frequent routes in the GoDurham network.

## Project at a Glance

<b>Project Title</b>	Route 4 Improvements
<b>Agency</b>	GoDurham
<b>FY24 Costs</b>	\$328,993
<b>FY25 Programmed Costs</b>	\$337,218
<b>Start Date</b>	July 1, 2020
<b>Service Span</b>	5:30 AM-12:30 AM, Monday - Saturday 6:30 AM-9:30 PM, Sunday
<b>Frequency</b>	30 Minutes
<b>Major Destinations</b>	Downtown Durham, Geer Street area, and Duke Regional Hospital
<b>Transit Centers</b>	Durham Station



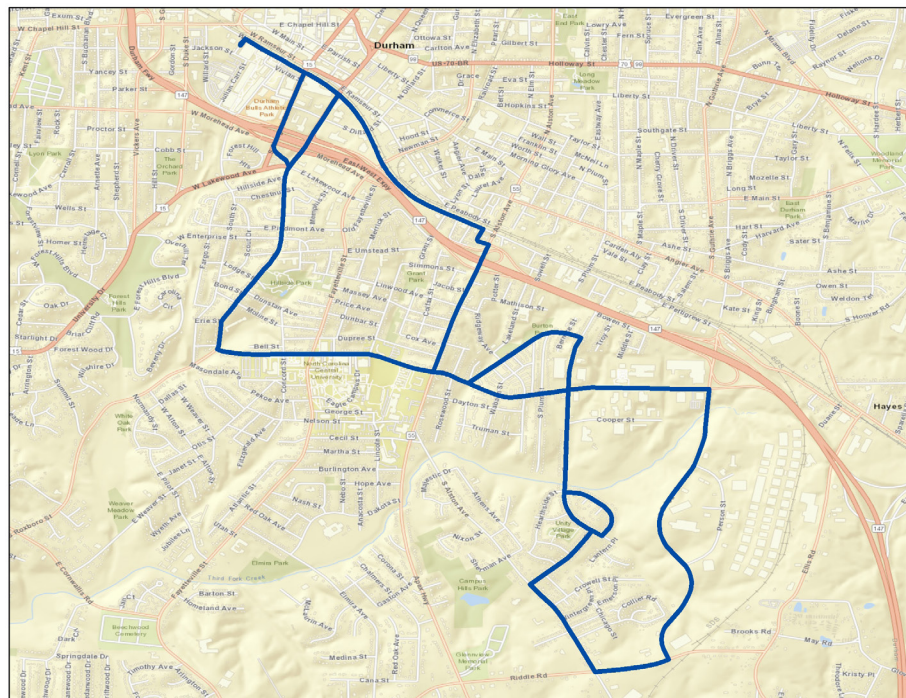
<b>Project ID</b>	21DCI_TS3	<b>Project Category</b>	Bus Operations	<b>Project Subcategory</b>	Bus Service
-------------------	-----------	-------------------------	----------------	----------------------------	-------------

## Project Description

Route 8 is currently the only route in the GoDurham system that runs hourly all day on Saturdays. This creates confusion for current riders and reduces the opportunity for riders to connect with other routes at Durham Station. This project would bring Route 8 to 30-minute frequency on Saturdays to match the weekday frequency of the route.

## Project at a Glance

<b>Project Title</b>	Route 8 Improvements
<b>Agency</b>	GoDurham
<b>FY24 Costs</b>	\$94,067
<b>FY25 Programmed Costs</b>	\$96,419
<b>Start Date</b>	July 1, 2020
<b>Service Span</b>	6:00 AM-7:00 PM, Saturday
<b>Frequency</b>	30 Minutes
<b>Major Destinations</b>	Downtown Durham, NCCU, McDougald Terrace, and Durham Tech
<b>Transit Centers</b>	Durham Station



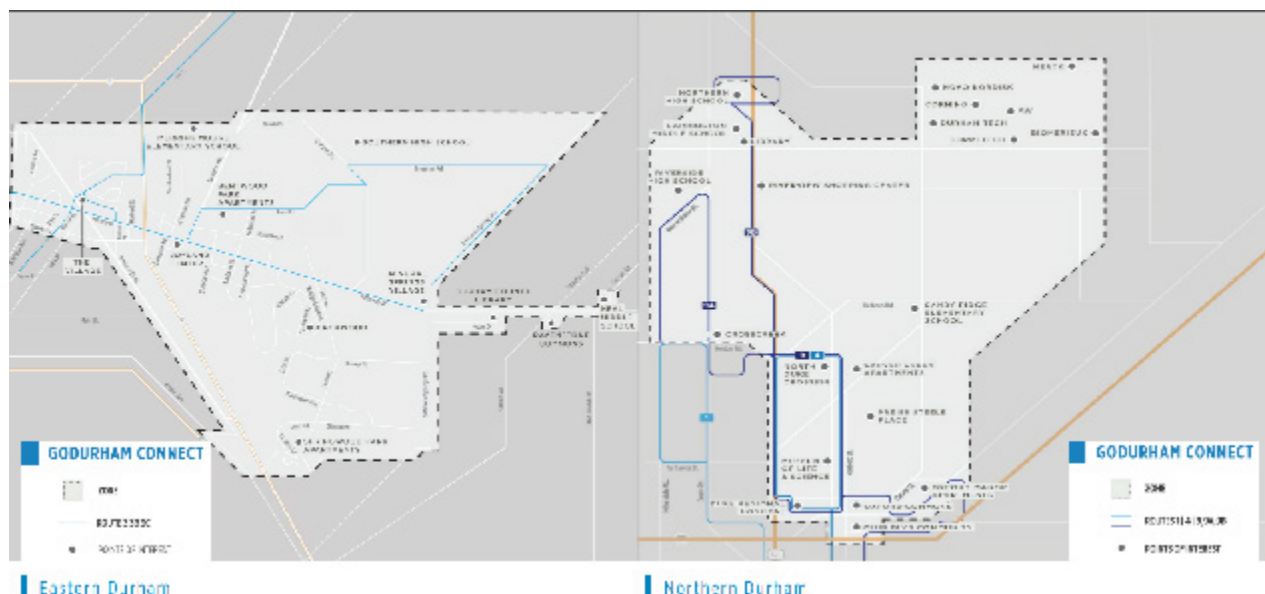
Project ID	22GOT_TS10	Project Category	Bus Operations	Project Subcategory	Bus Service
------------	------------	------------------	----------------	---------------------	-------------

## Project Description

GoTriangle and the City of Durham will provide microtransit service aimed to provide first-mile/last-mile connections to GoDurham fixed-route service and general community connectivity. Microtransit improves accessibility for students, minorities, and riders with disabilities that live in areas that lack the population and job density to support fixed-route service. In FY24, GoTriangle and City of Durham will review the service being provided through a partnership with Lyft and if a directly operated solution would better meet program needs. This project expands the pilot program from previous years (22GOTTSS10) and reflects the Durham Transit Plan priority to provide microtransit service in East Durham and North Durham.

## Project at a Glance

<b>Project Title</b>	GoDurham Connect Pilot
<b>Agency</b>	GoTriangle
<b>FY24 Costs</b>	\$679,355
<b>FY25 Programmed Costs</b>	\$704,936
<b>Start Date</b>	July 2022
<b>Service Span</b>	7:00 AM-8:00 PM, Weekdays and Saturdays 8:00 AM-7:00 PM, Sunday
<b>Frequency</b>	N/A
<b>Major Destinations</b>	The Village, Durham Ridge Assisted Living, Southern High School, Northern High School, Riverside High School, Oxford Commons, Bragtown, Museum of Life and Science, Duke Regional Hospital, Treyburn Corporate Park, Durham Tech - Northern Durham Center, Ravenstone Commons, Durham County Library - East Regional, North Regional, and Bragtown branches.
<b>Transit Centers</b>	N/A



<b>Project ID</b>	23DCI_TS3	<b>Project Category</b>	Bus Operations	<b>Project Subcategory</b>	Bus Service
-------------------	-----------	-------------------------	----------------	----------------------------	-------------

### Project Description

The improvements proposed for North Durham as part of this project include:

- Crosstown service from Duke Regional Hospital to Duke/VA Medical Center
- Frequency improvements (every 30 min) at night Mon-Sat and on Sundays on Route 9A/9B

These service improvements are consistent with projects in the Durham Transit Plan. The final service design for the service improvements will be considered in the Durham Bus Plan and GoDurham Short Range Transit Plan.

### Project at a Glance

<b>Project Title</b>	North Durham Improvements
<b>Agency</b>	GoDurham
<b>FY24 Costs</b>	\$1,476,517
<b>FY25 Programmed Costs</b>	\$3,026,859
<b>Start Date</b>	January 2023
<b>Service Span</b>	6:00 AM-12:00 AM, Weekdays 6:00 AM-12:00 AM, Saturday 7:00 AM-9:00 PM, Sunday
<b>Frequency</b>	30 Minutes
<b>Major Destinations</b>	Northern High School, Hebron Rd, Duke Regional, Duke Hospital
<b>Transit Centers</b>	Durham Station

<b>Project ID</b>	24GOT_TS1	<b>Project Category</b>	Bus Operations	<b>Project Subcategory</b>	Other Bus Service
-------------------	-----------	-------------------------	----------------	----------------------------	-------------------

### Project Description

Lease spaces at Woodcroft shopping center to support existing and new transit riders on route 805. Project request is consistent with Durham Transit Plan. The lease will formalize a previous informal park and ride, that has been discontinued as a result of the lack of a lease. The start of the lease would be timed to commence with completion of improvements to the bus stops that serve Woodcroft shopping center.

### Project at a Glance

<b>Project Title</b>	Woodcroft Park and Ride Lease
<b>Agency</b>	GoTriangle
<b>FY24 Costs</b>	\$10,769
<b>FY25 Programmed Costs</b>	\$11,038
<b>Start Date</b>	July 2023

# REGIONAL BUS OPERATIONS PROJECT SHEETS



<b>Project ID</b>	19GOT_TS8	<b>Project Category</b>	Bus Operations	<b>Project Subcategory</b>	Bus Service
-------------------	-----------	-------------------------	----------------	----------------------------	-------------

### Project Description

Due to span increases on Saturdays, Sundays and holidays for Routes 400, 700, and 800, there are additional ADA paratransit costs incurred. These costs are split 64% to Durham County and 36% to Orange County.

### Project at a Glance

<b>Project Title</b>	Paratransit Expansion
<b>Agency</b>	GoTriangle
<b>FY24 Costs</b>	\$42,512
<b>FY25 Programmed Costs</b>	\$43,639
<b>Start Date</b>	Ongoing
<b>Service Span</b>	9:00 PM-11:00 PM, Saturdays 7:00 AM-9:00 PM, Sundays and Holidays
<b>Frequency</b>	60 Minutes
<b>Major Destinations</b>	Durham and Orange Counties
<b>Transit Centers</b>	Durham Station

<b>Project ID</b>	20GOT_TS1	<b>Project Category</b>	Bus Operations	<b>Project Subcategory</b>	Bus Service
-------------------	-----------	-------------------------	----------------	----------------------------	-------------

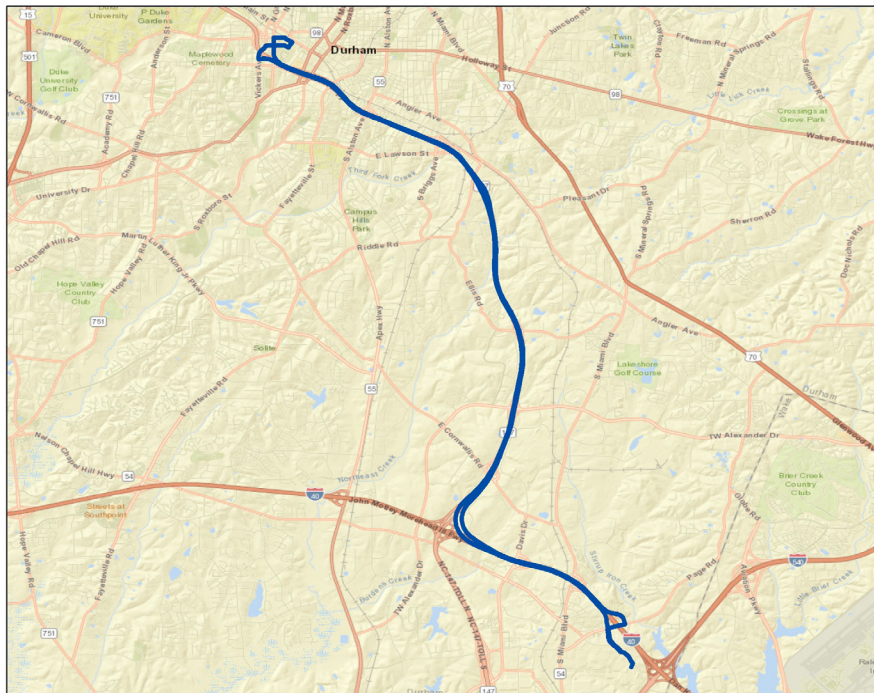
## Project Description

This project consolidates all off-peak span and frequency improvements to GoTriangle Route 700 (Durham - RTC) since the Tax District began providing funding for it. On Route 700:

- Weekday midday frequency was increased from 60 to 30 minutes.
- Saturday daytime frequency was increased from 60 to 30 minutes.
- Saturday evening service was extended from 7 PM to 10:55 PM.
- Sunday service was added from 7 AM to 9 PM. In FY25, 2 more hours of service on Sundays until 11PM is included, per the Durham Transit Plan.

## Project at a Glance

<b>Project Title</b>	Route 700 Improvements
<b>Agency</b>	GoTriangle
<b>FY24 Costs</b>	\$459,068
<b>FY25 Programmed Costs</b>	\$488,034
<b>Start Date</b>	July 1, 2023
<b>Service Span</b>	7:00 AM-12:00 AM, Sunday
<b>Frequency</b>	30 or 60 Minutes
<b>Major Destinations</b>	Durham, Research Triangle Park
<b>Transit Centers</b>	Durham Station, Regional Transit Center





Project ID	20GOT_TS3	Project Category	Bus Operations	Project Subcategory	Bus Service
------------	-----------	------------------	----------------	---------------------	-------------

## Project Description

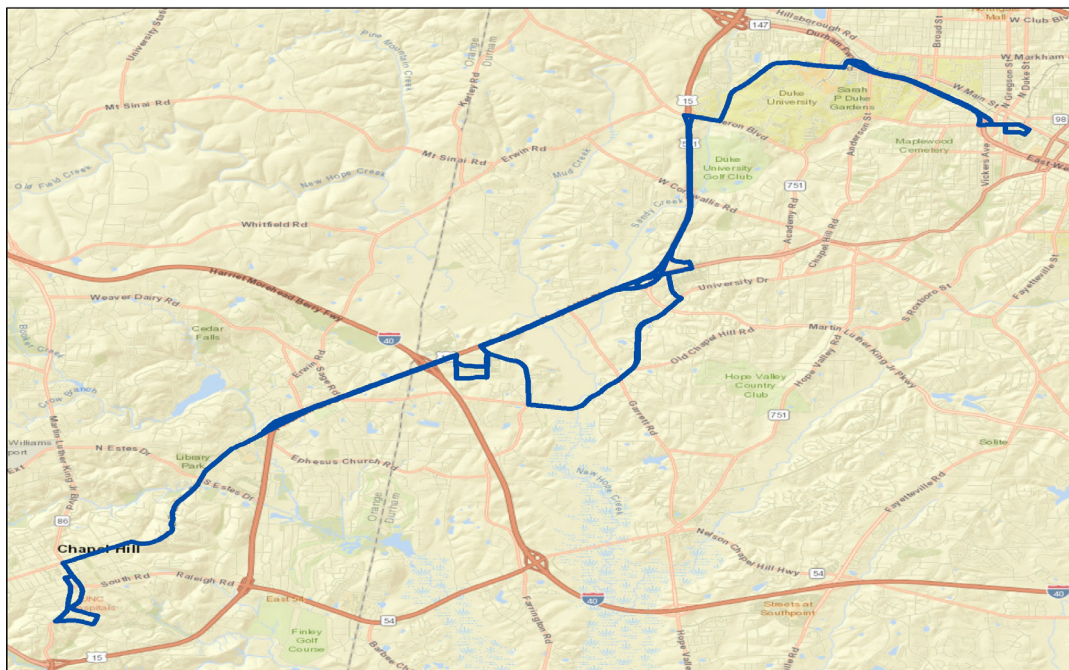
This project consolidates all off-peak span and frequency improvements to GoTriangle Route 400 (Durham - Chapel Hill) since the Tax District began providing funding for it. Route 400 improvements include:

- Weekday midday frequency increased from 60 to 30 minutes;
  - Saturday daytime frequency increased from 60 to 30 minutes;
  - Saturday evening service was extended from 6:55 PM to 10:55 PM;
  - Sunday service was added from 7:00 AM to 6:55 PM.
- It also includes former 19GOT\_TS1 extending service to 9:20 PM (the 800 component).

Costs are allocated 50% to Durham County and 50% to Orange.

## Project at a Glance

Project Title	Route 400 Improvements
Agency	GoTriangle
FY24 Costs	\$368,812
FY25 Programmed Costs	\$378,557
Start Date	Ongoing
Service Span	6:15 AM-10:46 PM, Weekdays 7:00 AM-10:55 PM, Saturday 7:00 AM-8:55 PM, Sunday
Frequency	30 or 60 Minutes
Major Destinations	UNC Chapel Hill, Patterson Place, Duke and VA Medical Centers
Transit Centers	Durham Station



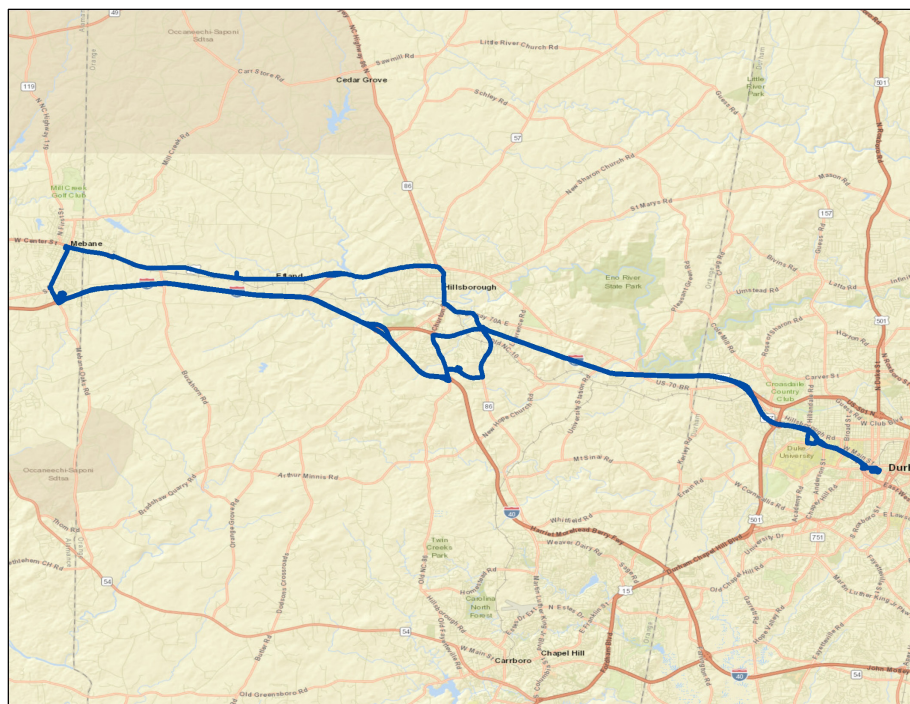
<b>Project ID</b>	20GOT_TS5	<b>Project Category</b>	Bus Operations	<b>Project Subcategory</b>	Bus Service
-------------------	-----------	-------------------------	----------------	----------------------------	-------------

## Project Description

A new Orange-Durham Express route was implemented, linking Mebane, Efland, and Hillsborough in Orange County to the Duke & VA Medical Centers and downtown Durham during weekday peak hours.

## Project at a Glance

<b>Project Title</b>	Route ODX - Orange-Durham Express
<b>Agency</b>	GoTriangle
<b>FY24 Costs</b>	\$201,530
<b>FY25 Programmed Costs</b>	\$206,870
<b>Start Date</b>	Ongoing
<b>Service Span</b>	5:45 AM-8:55 AM and 4:00 PM-7:10 PM, Weekdays
<b>Frequency</b>	15 Minutes
<b>Major Destinations</b>	Mebane Cone Health P&R, Durham Tech OCC, Downtown Hillsborough, Duke & VA Medical Centers, and Downtown Durham
<b>Transit Centers</b>	Durham Station



DRAFT  
MARCH 8, 2023

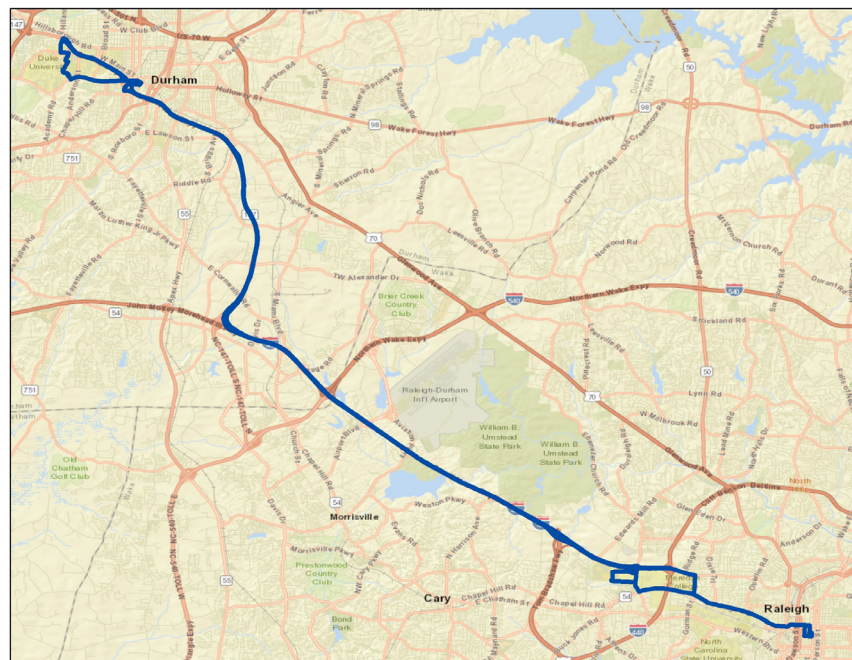
Project ID	20GOT_TS7	Project Category	Bus Operations	Project Subcategory	Bus Service
------------	-----------	------------------	----------------	---------------------	-------------

## Project Description

GoTriangle will continue to provide additional trips on the Durham-Raleigh Express (DRX) between Downtown Durham, Duke University/VA Medical Centers and Downtown Raleigh. The project matches the Wake County investment for Route DRX supporting additional trips to increase frequency to every 15-30 minutes and span. Improving service within the Durham-Raleigh corridor supports regional connectivity. In past years, investments in more DRX service has resulted in ridership growth and GoTriangle often receives requests from the public for more service at more times of the day on the DRX. If this request is not funded, we may see crowding within the corridor and reduced ridership.

## Project at a Glance

<b>Project Title</b>	Route DRX Improvements - Durham-Raleigh Express
<b>Agency</b>	GoTriangle
<b>FY24 Costs</b>	\$317,273
<b>FY25 Programmed Costs</b>	\$325,707
<b>Start Date</b>	August 2021
<b>Service Span</b>	5:35 AM-8:40 PM, Weekdays
<b>Frequency</b>	15 and 20 Minutes
<b>Major Destinations</b>	Downtown Raleigh, NC State University, Downtown Durham, and Duke Campus
<b>Transit Centers</b>	Durham Station





<b>Project ID</b>	20GOT_TS9	<b>Project Category</b>	Bus Operations	<b>Project Subcategory</b>	Bus Service
-------------------	-----------	-------------------------	----------------	----------------------------	-------------

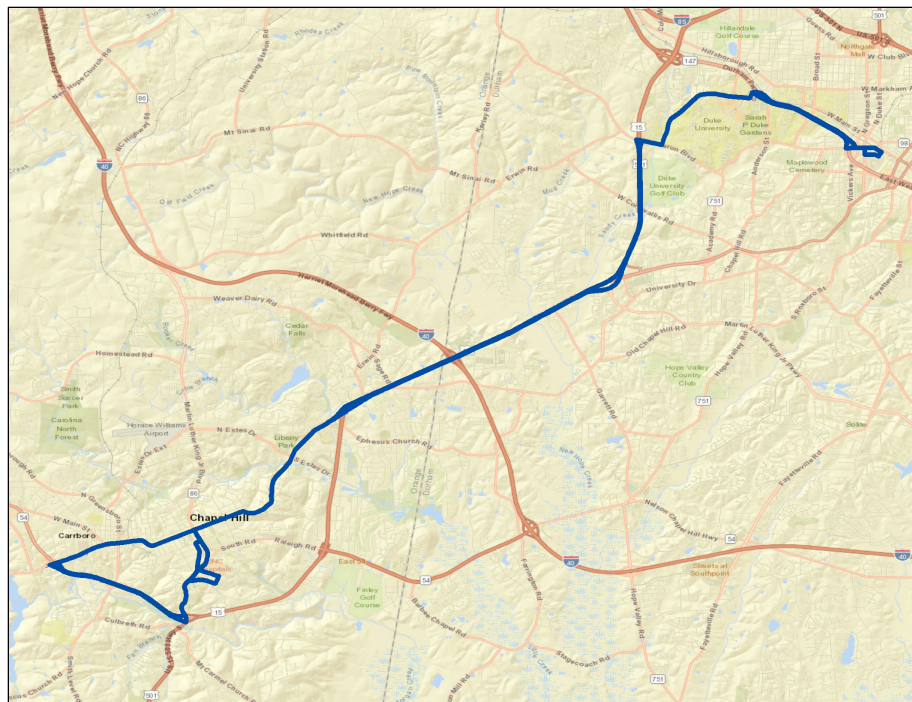
### Project Description

Due to high demand for express service between Durham and Chapel Hill, additional trips were added to Route 405.

This project is charged 50% to Durham County and 50% to Orange County.

### Project at a Glance

<b>Project Title</b>	Route 405 Improvements
<b>Agency</b>	GoTriangle
<b>FY24 Costs</b>	\$23,236
<b>FY25 Programmed Costs</b>	\$23,858
<b>Start Date</b>	Ongoing
<b>Service Span</b>	5:45 AM-9:50 AM and 3:10 PM-7:20 PM, Weekdays
<b>Frequency</b>	30 Minutes
<b>Major Destinations</b>	Downtown Durham, Duke University, Chapel Hill, Carrboro
<b>Transit Centers</b>	Durham Station



DRAFT  
MARCH 8, 2023

<b>Project ID</b>	21GOT_001	<b>Project Category</b>	Bus Operations	<b>Project Subcategory</b>	Other Bus Service
-------------------	-----------	-------------------------	----------------	----------------------------	-------------------

## Project Description

For youth ages 13-18, transit agencies across Durham, Wake and Orange County will continue to offer a 'Youth GoPass' program. These fare passes are issued by GoTriangle, GoDurham, GoRaleigh, or GoCary with valid K-12 School ID Cards, or with transit agency issued identification cards. GoTriangle, GoDurham GoRaleigh, GoCary, and , in partnership with the respective County's, will continue to work with schools along triangle County's bus network to issue the passes. Passes will also continue to be available to those with a valid ID at GoDurham Station, GoRaleigh Station, the Town of Cary Finance Department, the GoTriangle Regional Transportation Center, public libraries, and regional centers. This project covers the cost of offsetting fares that would have been collected by GoTriangle in the county share of routes, in addition to purchasing the supplies needed for this program. The estimated cost is allocation of GoTriangle- Durham share of Youth GoPass boardings in Durham County.

## Project at a Glance

<b>Project Title</b>	Youth GoPass
<b>Agency</b>	GoTriangle
<b>FY24 Costs</b>	\$26,548
<b>FY25 Programmed Costs</b>	\$27,212
<b>Start Date</b>	July 1, 2020



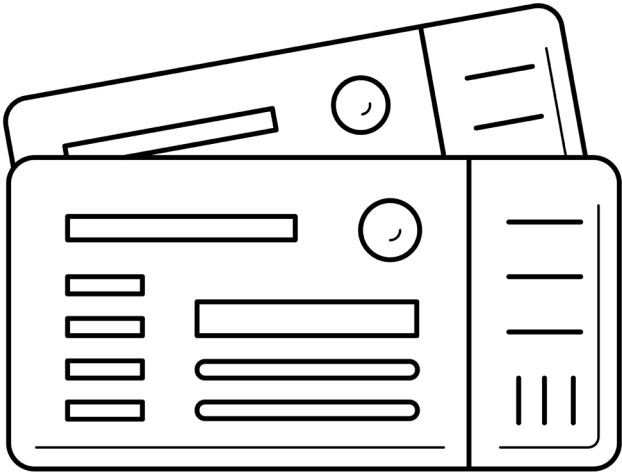
Project ID	21GOT_002	Project Category	Bus Operations	Project Subcategory	Other Bus Service
------------	-----------	------------------	----------------	---------------------	-------------------

Project Description

This project covers the annual costs associated with updated mobile ticketing technology for GoTriangle buses. The share of cost is based on FY19 boardings reported in Durham County.

This project request also allocates a portion of hold harmless against any reduction of fare revenue as a result of implementing this uniform fare strategy. The regional fare-working groups priorities include (1) Improving Pass Distribution and Sales; (2) Balance Revenue and Ridership Goals; (3) Improve the Passenger Experience; (4) Improve Regional Coordination; (5) Make Transit an Affordable Option; and (6) Explore New Fare Technologies. These earmarked funds will be estimated and will be dependent on the final methodology developed by a Fare Working Group.

Project at a Glance	
Project Title	Fare Collection Improvements
Agency	GoTriangle
FY24 Costs	\$24,293
FY25 Programmed Costs	\$24,900
Start Date	July 1, 2020



# CAPITAL PROJECT SHEETS

<b>Project ID</b>	18DCI_D1	<b>Project Category</b>	Transit Infrastructure	<b>Project Subcategory</b>	Other Bus Service
-------------------	----------	-------------------------	------------------------	----------------------------	-------------------

### Project Description

Construct sidewalks and install transit amenities along Holloway Street in Northeast Central Durham.

### Project at a Glance

<b>Project Title</b>	Holloway Street TEC
<b>Agency</b>	City of Durham
<b>FY24 Costs</b>	\$2,056,835
<b>FY25 Programmed Costs</b>	N/A
<b>Start Date</b>	April 2020



<b>Project ID</b>	18DCI_D2	<b>Project Category</b>	Transit Infrastructure	<b>Project Subcategory</b>	Other Bus Service
-------------------	----------	-------------------------	------------------------	----------------------------	-------------------

### Project Description

Construct sidewalks and transit amenities along Fayetteville Street near Hayti and the North Carolina Central University campus from Lakewood Avenue to Cornwallis Road. Also improve the street configuration to improve average bus speed to reduce travel times.

### Project at a Glance

<b>Project Title</b>	Fayetteville Street TEC
<b>Agency</b>	City of Durham
<b>FY24 Costs</b>	\$4,381,286
<b>FY25 Programmed Costs</b>	N/A
<b>Start Date</b>	April 2020

<b>Project ID</b>	20GOT_CD2	<b>Project Category</b>	Transit Infrastructure	<b>Project Subcategory</b>	Other Bus Service
-------------------	-----------	-------------------------	------------------------	----------------------------	-------------------

## Project Description

This project sheet is for a multi-year improvement program for GoDurham and GoTriangle bus stops in Durham County. GoTriangle prioritizes stop improvements based on factors such as ridership, safety, environmental justice communities, and access to destinations for youth, seniors, and persons with disabilities.

The program covers several categories of improvement projects, including: GoDurham and GoTriangle Bus Stop Improvements; Bus Stop Amenities Within the Scope of Partner Projects; and Quick-Build Amenities. Making these types of improvements connects GoDurham and GoTriangle customers with safe, comfortable, and accessible locations to board and disembark from the bus.

- **GoDurham and GoTriangle Bus Stop Improvements:** This portion of the program is for the design and construction of ADA, accessibility, and amenities improvements at stops throughout the GoDurham and GoTriangle systems in Durham. Accessibility improvements can include landing pads, sidewalk connections, curb ramps, and crosswalks. Amenities can include seating, shelters, and lighting.
- **Bus Stop Amenities for Partner Projects:** This portion of the program will provide funding for GoTriangle to construct bus stop amenities to be included in City- and NCDOT-administered sidewalk, streetscape, trail, and roadway projects. This complements a City of Durham project sheet for the construction of bus stop infrastructure (i.e., flatwork) at these bus stop locations.
- **Quick-Build Amenities:** This portion of the program provides for the purchase and installation of quick-build amenities, including free-standing seating (e.g., simme seats), solar lights, real time signage, trash cans, and shelter replacements at GoDurham and GoTriangle stops. Quick-build amenities includes those installations and improvements that do not require the full design and construction approval process (a stop that receives a quick build amenity may still receive additional improvements involving construction approval if needed in the future).

## Project at a Glance

<b>Project Title</b>	GoD (Better) Bus Stop Improvements
<b>Agency</b>	GoTriangle
<b>FY24 Costs</b>	\$3,900,000
<b>FY25 Programmed Costs</b>	\$4,056,000
<b>Start Date</b>	July 2022



<b>Project ID</b>	22GOT_VP1	<b>Project Category</b>	Vehicle Acquisition	<b>Project Subcategory</b>	Other Bus Service
-------------------	-----------	-------------------------	---------------------	----------------------------	-------------------

### Project Description

Durham Transit share of the GoTriangle level buying bus strategy. GoTriangle will serve as project sponsor as these new buses will replace existing buses that have reached its useful life. There has been an increase of maintenance cost by maintaining high mileage vehicles and a reduction in reliability. Vehicle purchase requests correspond to the fleet replacement plan that has been presented in the past.

### Project at a Glance

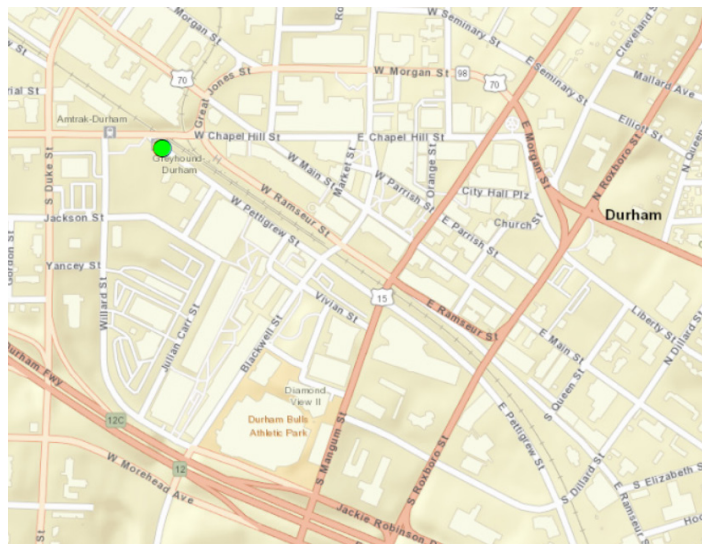
<b>Project Title</b>	Vehicle Acquisition and Replacement
<b>Agency</b>	GoTriangle
<b>FY24 Costs</b>	\$369,096
<b>FY25 Programmed Costs</b>	\$380,538
<b>Start Date</b>	July 2022

GoDurham is planning improvements to Durham Station to expand equitable access to transit, improve station amenities, and increase connections to employment, healthcare and education opportunities. GoDurham's system-wide average daily weekday ridership has increased since Durham Station opened in 2008 from 8,000 to 14,000 riders (21,000 pre-COVID). With this ridership growth, existing conditions at Durham Station do not effectively serve the needs of the low income and transit-dependent riders and provide limited opportunities for increased transit service. Improvements will serve a large portion of GoDurham riders, 80% of which are minorities, 90% of which earn less than \$35,000 a year, and 68% of which that do not have access to a personal vehicle.

The existing conditions provide limited seating and covering for passengers. The canopies cover 30% of the bus island, often resulting in passengers standing in weather conditions and walking through water. The improvements to the bus island will include expanded canopies to protect 80% of the bus island for more expansive shelter from the weather and host solar panels, additional seating, new restrooms and a customer service security kiosk. These new amenities respond to rider-identified improvements to assist in quick transfers and a better waiting experience.

In addition to passenger amenity improvements, 8 additional bus bays, redesigned bus lanes and new pavement will improve transit operations and safety at Durham Station. Space for future electric bus charging will also be provided. The existing site layout is at capacity with existing transit operations and will not be able to accommodate future improvements and service expansion being developed in the Durham Transit Plan.

<b>Project Title</b>	Durham Station Improvements
<b>Agency</b>	City of Durham
<b>FY24 Costs</b>	\$900,000
<b>FY25 Programmed Costs</b>	N/A
<b>Start Date</b>	June 2022



<b>Project ID</b>	23GOT_CD2	<b>Project Category</b>	Transit Infrastructure	<b>Project Subcategory</b>	Other Bus Service
-------------------	-----------	-------------------------	------------------------	----------------------------	-------------------

## Project Description

NOTE: Project sheet to be updated with cost estimate from 15% schematic design, in progress as a part of the Fleet and Facilities Study. The project sheet will request funding for phases of construction required to operate services identified in the Transit Plan.

The ongoing fleet and facilities study is evaluating constraints and needs for maintenance, storage, fueling and servicing capacity as well as work-flow efficiency at the GoTriangle Nelson Road bus operations and maintenance facility. The outcome of this study will include site selection, schematic design, and cost estimates for a new and/or expanded facility. The study includes a regional coordination element to identify opportunities for shared facilities for vehicle storage, servicing and/or repairs. The study has identified onsite expansion and renovation of the current Nelson Road facility as the most cost effective option to address current needs and provide opportunity to address future fleet needs over the course of the useful life of the renovated facility: 40+ years. The completed study will include phases and associated costs of handling the fleet required to operate the services identified in the Bus Plan.

The GoTriangle Operations and Maintenance Facility at 5201 Nelson Rd. Morrisville, NC was originally constructed in 1998. In 2006, the facility was updated to add space for administrative functions. GoTriangle is currently operating near capacity of the existing facility. GoTriangle's Regional Fleet and Facilities Study recommends the design, renovation, and expansion of their Nelson Road Operations and Maintenance Facility. This capital improvement will add the needed capacity required to accommodate GoTriangle's projected fixed-route fleet of 120 buses, including vehicles needed for operations in Wake, Orange and Durham Counties, through 2050. The renovation and expansion will also include updates to better accommodate the facility's administrative functionality. The Regional Fleet and Facilities study has also projected the need to relocate GoTriangle's paratransit maintenance and servicing to a new facility to reach full build-out, the funding for which is not included in this project's design and construction allocation. Facility costs to update the Nelson Road facility will be shared across GoTriangle's service areas.

## Project at a Glance

<b>Project Title</b>	Regional Fleet and Facilities Study Implementation - Nelson Road
<b>Agency</b>	GoTriangle
<b>FY24 Costs</b>	\$1,000,000
<b>FY25 Programmed Costs</b>	N/A
<b>Start Date</b>	July 2023

<b>Project ID</b>	24DCC_AP1	<b>Project Category</b>	Capital Planning	<b>Project Subcategory</b>	Other Bus Service
-------------------	-----------	-------------------------	------------------	----------------------------	-------------------

### Project Description

Paratransit service is a lifeline for County residents with disabilities to access work, healthcare appointments, shopping, and recreation. Throughout the Transit Plan engagement efforts a key theme from residents was to improve on-time performance, wait times, and provide more flexible paratransit service. In February 2023, Durham City and County staff established a paratransit task force, made up of customers, contractor staff, and key stakeholders. The purpose of the study will be to provide planning and implementation support for new paratransit pilot services aimed at improving on-time performance to 95%, and providing customers with greater flexibility in scheduling/updating their trips (including same-day trips). Key areas of interest include:

1) Expanding the current adaptive TNC service (offered by UZURV) to allow customers to schedule their trip directly; 2) Implementing additional pilot service options by the end of Q2; and 3) Provide recommendations and cost estimates for travel training/mobility orientation service opportunities.

### Project at a Glance

<b>Project Title</b>	GoDurham Access Paratransit Study - Pilot Implementation
<b>Agency</b>	City of Durham
<b>FY24 Costs</b>	\$100,000
<b>FY25 Programmed Costs</b>	N/A
<b>Start Date</b>	May 2023

<b>Project ID</b>	24GOT_CD1	<b>Project Category</b>	Transit Infrastructure	<b>Project Subcategory</b>	Other Bus Service
-------------------	-----------	-------------------------	------------------------	----------------------------	-------------------

### Project Description

This project will bring 13 stops on the GoTriangle 805 corridor up to ADA standards for landing pad and pedestrian connection to the stop. Twelve stops will be upgrades from various states to have a minimum 8' x 30' landing pad with a connection to the existing sidepath/sidewalk network as needed. One stop, 1208 will also add seating based on boarding warrants. This is part of an effort to bring legacy GoTriangle stops up to ADA minimum standards and is supported by the DCHC 2050 MTP goals around access and resilience, the DCHC MPO ADA Transition Plan, and the general bus stop improvement goal of the Durham County Transit Plan. The costs in this request represent full design costs plus 20 percent of construction costs used as match for the LAP request.

### Project at a Glance

<b>Project Title</b>	GoTriangle 805 Corridor Accessibility Stop Improvements
<b>Agency</b>	GoTriangle
<b>FY24 Costs</b>	\$96,300
<b>FY25 Programmed Costs</b>	\$31,300
<b>Start Date</b>	Summer 2023

<b>Project ID</b>	24MPO_AD05	<b>Project Category</b>	Capital Planning	<b>Project Subcategory</b>	Other Bus Service
-------------------	------------	-------------------------	------------------	----------------------------	-------------------

### Project Description

The 2023 Adopted Durham County Transit Plan recommends a study to identify potential corridors for BRT or bus speed and reliability infrastructure.

### Project at a Glance

<b>Project Title</b>	Bus Speed and Reliability Study Phase I
<b>Agency</b>	DCHC MPO
<b>FY24 Costs</b>	\$1,081,600
<b>FY25 Programmed Costs</b>	N/A
<b>Start Date</b>	July 2023